


brother

PARTS BOOK



DB2-B795





Single Needle Adjustable Top and
Bottom Feed Lock Stitch Machine with Side Cutter

BROTHER INDUSTRIES, LTD.
NAGOYA, JAPAN



Notes for using this parts book

1. If the symbol  is found in the "Parts No." column or the "Assembly No." column, refer to the different parts list on page 20.
2. The symbol  in the "Parts No." column indicates that the parts is not available for supply. If, however, there is a number in the "Assembly No." column, the parts can be ordered as an assembly. Please, therefore, order by using the Assembly number.
3. This book was prepared based on information available in February, 1982.
4. Parts are subject to changes in design without prior notice.



Anmerkungen zum Gebrauch dieses Stücklistebuches

1. Dieses Zeichen  in der Spalte "Parts No. (Teilnummer)" oder "Assembly No. (Gerätesatznummer)" verweist auf die Gesonderte Stückliste auf Seite 20.
2. Dieses Zeichen  in der Spalte "Teilnummer" bedeutet, daß dieser Teil nicht lieferbar ist. Wenn jedoch in der Spalte "Gerätesatznummer" eine Nummer steht, kann dieser Teil als ein Geräteteilsatz bestellt werden. Bestellen Sie daher bitte mit dieser Gerätesatznummer.
3. Dieses Buch basiert auf den Informationen vom Februar, 1982.
4. Modelländerungen sind vorbehalten.

Notes sur l'utilisation de ce manuel de pièces détachées

1. Si le symbole  se trouve dans la colonne "Parts No. (N° de pièce)" ou dans la colonne "Assembly No. (N° jeu de pcs)", veuillez vous référer à la liste de pièces annexe page 20.
2. Le symbole  dans la colonne "N° de pièce" signifie que la pièce ne peut être fournie. Si, dans la colonne "N° jeu de pcs", il y a un numéro de nomenclature, la pièce peut être commandée comme faisant partie d'un jeu de pièces. Donc, pour toute commande, veuillez spécifier le n° du jeu du pièces.
3. Ce manuel a été fait d'après les renseignements valables au mois de Février, 1982.
4. Les pièces peuvent être sujettes à des modifications sans préavis.

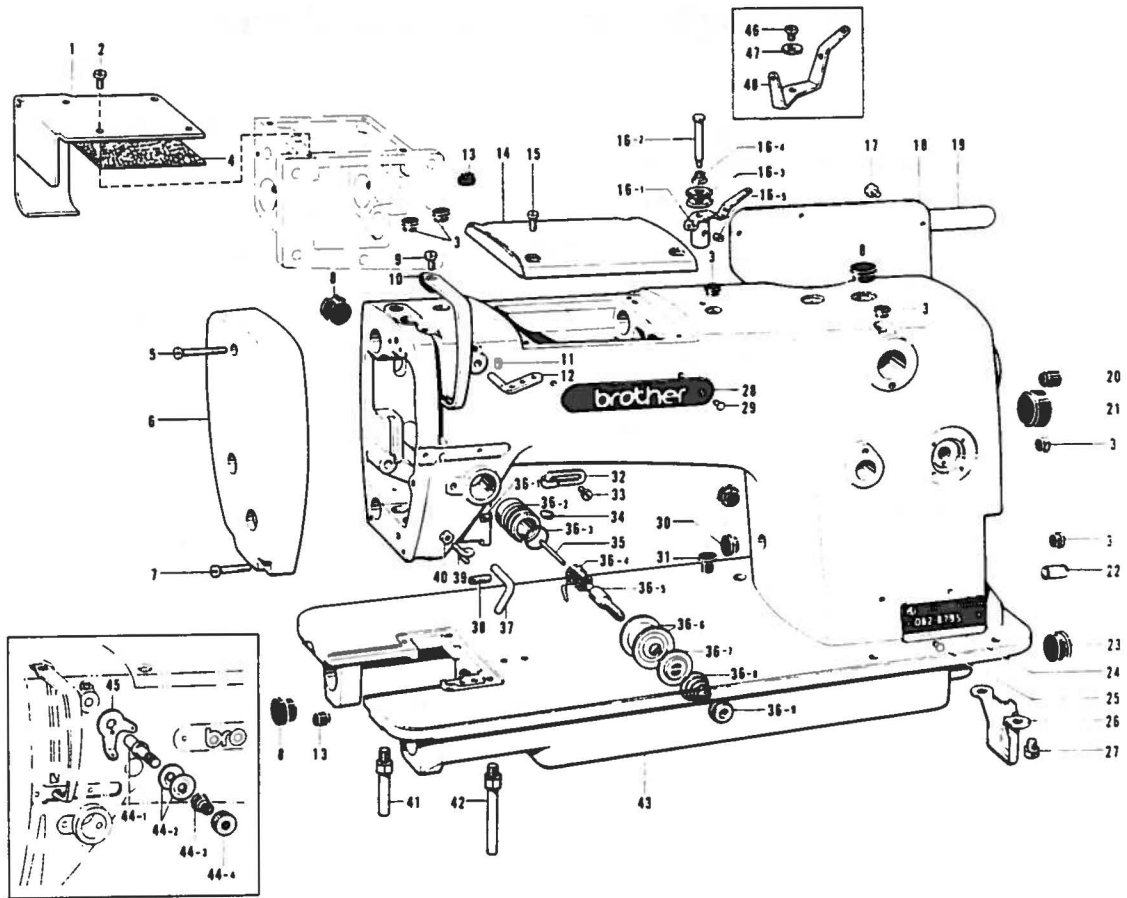
Notas para usar este Libro de Piezas

1. De haber un símbolo  junto al "Parts No. (Número de Pieza)" o en la columna del "Assembly No. (Número de Juego)", habrá que mirar la lista de piezas separada de la página 20.
2. El símbolo  , que se encuentra en la columna del "Número de Pieza", quiere decir que no se dispone de dicha pieza sola. Cuando, empero, hay un número en la columna del "Número de Juego", se podrá ordenar la pieza con todo el juego. Por lo tanto, será mejor hacer el pedido recurriendo al número del juego respectivo.
3. Este libro ha sido compilado basándose en los datos de que se disponía en febrero de 1982.
4. Las piezas quedan sujetas a cambios de diseño sin aviso previo.

CONTENTS

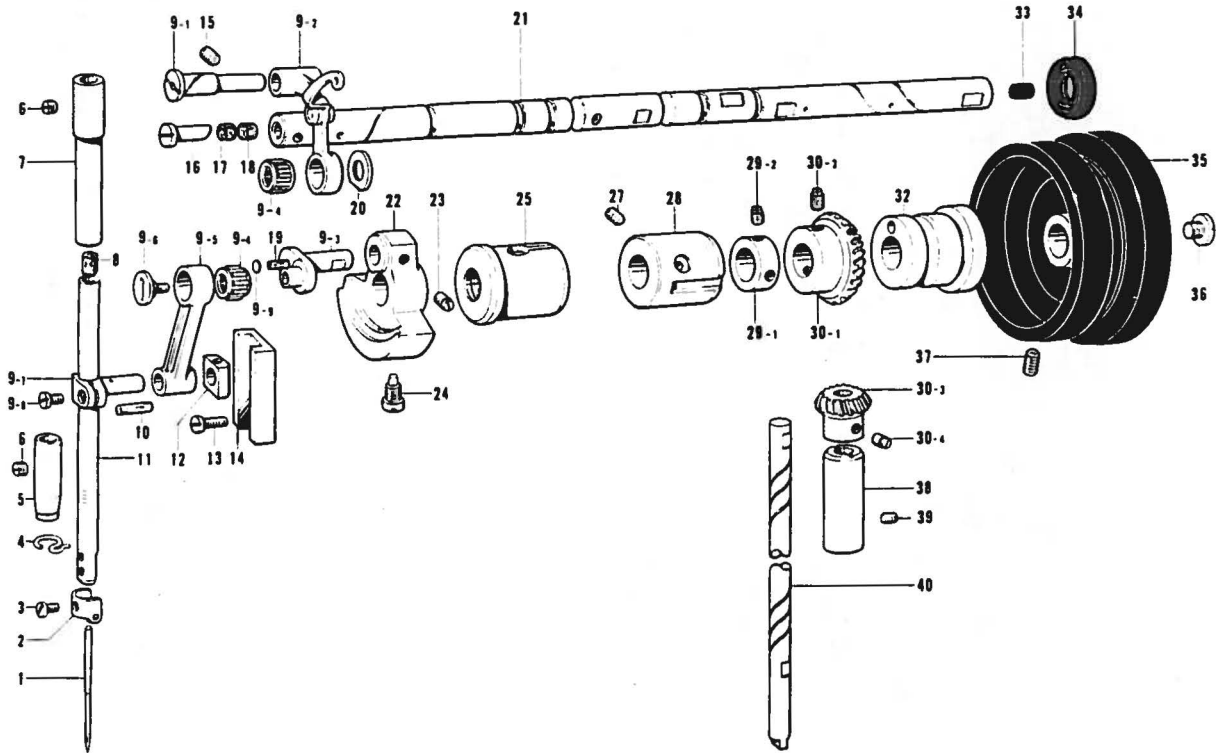
A. Machine Body and Threading	1
B. Needle Bar, Thread Take-up and Rotary Hook Mechanism (Part 1)	2
B. Needle Bar, Thread Take-up and Rotary Hook Mechanism (Part 2)	3
C. Feed Mechanism (Part 1)	4
C. Feed Mechanism (Part 2)	5
D. Upper Feed Mechanism (Part 1)	6
D. Upper Feed Mechanism (Part 2)	7
E. Presser Foot and Knee Lifter Mechanism	8
F. Lubrication	9
G. Cutter Mechanism (Part 1)	10
G. Cutter Mechanism (Part 2)	11
H. Thread Trimmer and Tension Release Mechanism (-300)	12
J. Quick Back Switch Mechanism (-300)	13
K. Synchronizer (-300)	14
Z. Accessories (Part 1)	15
Z. Accessories (Part 2)	16
a. Option Parts	17
b ~ f. Option Parts (Gauge Parts)	18
DIFFERENT PARTS LIST	20
INDEX	22

A. Machine Body and Threading



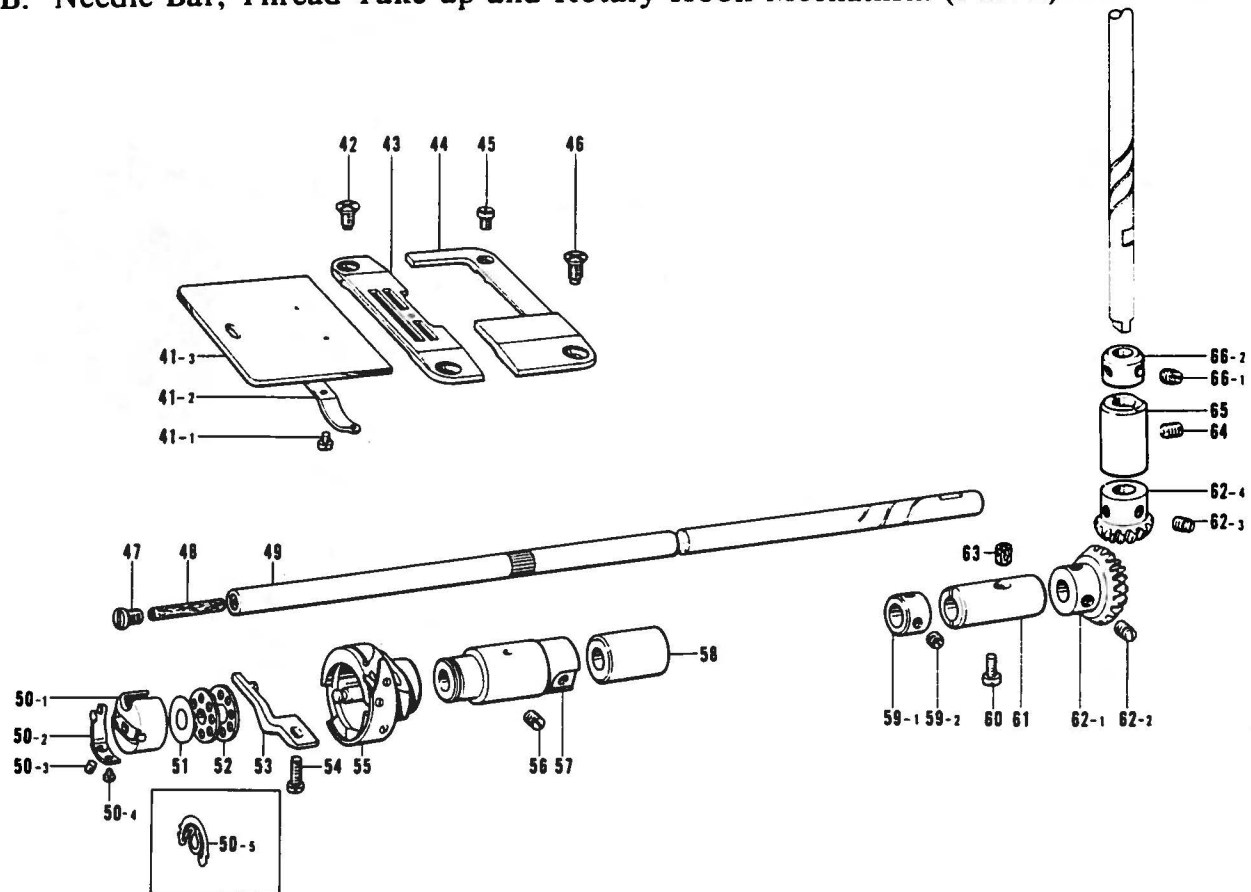
Ref. No	Name of Parts	Qty	Parts No	Assembly No	Ref. No	Name of Parts	Qty	Parts No	Assembly No
A-1	Bracket Cover	1	156215-0-01		A-29	Pin	2		
A-2	Screw 3.57 x 8	4	009670-8-12		A-30	Oil Cap	2	104821-0-01	
A-3	Oil Cap	6	104450-0-01		A-31	Oil Cap	1	117936-0-01	
A-4	Bracket Cover Packing	1	156307-0-00		A-32	Thread Guide (R)	1	145522-0-01	
A-5	Screw 3.57	1	151431-0-01		A-33	Screw 3.57 x 6	1	009670-6-12	
A-6	Face Plate	1	151430-0-02		A-34	Screw 5.95	1	103950-0-03	
A-7	Screw 3.57	2	120311-0-02		A-35	Tension Release Pin	1	150551-0-00	
A-8	Oil Cap		104449-0-01		A-36-1	Screw 3.57	1	100402-0-04	
A-9	Screw 4.37 x 7	1	009680-7-12		A-36-2	Upper Tension Regulator Bracket	1	144741-0-01	
A-10	Thread Take-up Cover	1	140885-0-04		A-36-3	Packing	1	114294-0-01	
A-11	Screw 4.37	1	151602-0-02		A-36-4	Thread Take-up Spring	1	145519-0-01	
A-12	Thread Retainer	1			A-36-5	Tension Stud	1	100398-0-01	A-36 Tension Regulator Assembly 181614-0-01
A-13	Oil Cap		156217-0-01		A-36-6	Tension Disc	2	145446-0-01	
A-14	Top Cover	1	151258-0-02		A-36-7	Presser for Tension Disc	1	100134-0-01	
A-15	Screw 4.37 x 10	4	009681-0-12		A-36-8	Tension Spring	1	145520-0-01	
A-16-1	Pre-Tension	1			A-36-9	Tension Control Nut	1	100136-0-01	
A-16-2	Pre-Tension Stud	1		A-16 Pre-Tension Assembly	A-37	Thread Guide	1	116112-0-01	
A-16-3	Thread Guide Disc	2	144504-0-01		A-38	Screw 4.76	1	153483-0-01	
A-16-4	Thread Guide Spring	1	144505-0-00		A-39	Arm Thread Guide	1	145524-0-01	
A-16-5	Screw 4.37	1	102716-0-04		A-40	Nut 3.18	1	021660-1-02	
A-17	Screw 3.57 x 8	8	009670-8-12		A-41	Bed Leg (B)	1	104830-1-01	
A-18	Rear Cover (B)	1	151257-0-02		A-42	Bed Leg (A)	1	104829-1-01	
A-19	Name Plate	1			A-43	Arm Bed	1		
A-20	Oil Cap	1	104832-0-01		A-44-1	Pre-Tension Stud	1	154559-0-01	
A-21	Oil Cap	1	104451-0-01		A-44-2	Thread Guide Disc	2	144504-0-01	A-44 Pre-Tension Assembly (A)
A-22	Vinyl Tube	1	153132-0-00		A-44-3	Spring (A)	1	154560-0-01	
A-23	Oil Cap	1	108520-0-01		A-44-4	Nut	1	155510-0-01	
A-24	Model Plate	1			A-45	Thread Guide	1		
A-25	Pin	2			A-46	Screw 4.37 x 6	1		
A-26	Pump Cover	1	118672-0-01		A-47	Washer 4.37	1		
A-27	Bolt 7.14	2	140704-0-01		A-48	Thread Guide Plate	1		
A-28	Name Plate	1							

B. Needle Bar, Thread Take-up and Rotary Hook Mechanism (Part 1)



Ref. No.	Name of Parts	Q'ty	Parts No.	Assembly No.	Ref. No.	Name of Parts	Q'ty	Parts No.	Assembly No.
B-1	Needle DB x 1	1	100265-0-31		B-18	Felt	1	107149-0-01	
B-2	Needle Bar Thread Guide	1	156220-0-01		B-19	Felt	1	145624-0-00	
B-3	Screw 3.18	1	140553-1-02		B-20	Washer	1	110367-0-01	
B-4	Thread Guide (Under)	1	100573-0-01		B-21	Upper Shaft	1	156777-0-01	
B-5	Needle Bar Bushing (Lower)	1	117243-0-01		B-22	Counter Weight	1	148965-0-00	
B-6	Screw 5.95	2	100260-0-01		B-23	Screw 6.35	2	100251-0-01	
B-7	Needle Bar Bushing (Upper)	1	117242-0-01		B-24	Take-up Crank Position Screw	1	104464-0-01	
B-8	Needle Bar Cork	1	111863-0-01		B-25	Upper Shaft Bushing (Left)	1	145459-1-01	
B-9-1	Stud	1			B-27	Screw 5.95 x 6	1	013760-6-10	
B-9-2	Thread Take-up Supporter Assembly	1			B-28	Upper Shaft Bushing (Intermediate)	1	140726-0-00	
B-9-3	Needle Bar Crank	1			B-29-1	Set Collar	1		B-29 Collar Assembly 181916-0-01
B-9-4	Needle Bearing	2			B-29-2	Screw 6.35	2	100251-0-01	
B-9-5	Needle Bar Crank Rod	1			B-30-1	Gear	1		B-30 Bevel Gear Upper Assembly 140378-0-01
B-9-6	Screw 3.57	1	145465-0-01		B-30-2	Screw 6.35	2	100251-0-01	
B-9-7	Needle Bar Clamp	1			B-30-3	Gear U	1		
B-9-8	Screw 3.57	1	140004-0-01		B-30-4	Screw 6.35	2	100251-0-01	
B-9-9	Cap	1			B-32	Upper Shaft Bushing (Right)	1	145461-1-01	
B-10	Wick 4 x 4	1	158727-0-01		B-33	Oil Cap	1	156641-0-01	
B-11	Needle Bar	1	156218-0-01		B-34	Oil Seal	1	101487-0-00	
B-12	Needle Bar Guide Slide Block	1	102630-0-01		B-35	Pulley	1		
B-13	Screw 3.57 x 6	2	009670-6-12		B-36	Screw 8.73	1		
B-14	Needle Bar Guide	1	145688-0-00		B-37	Screw 5.95	2	013761-4-10	
B-15	Screw 5.95	1	151605-0-02		B-38	Vertical Shaft upper Bushing	1	142708-0-00	
B-16	Oil Adjustor	1	146333-0-01		B-39	Screw 5.95 x 6	1	013760-6-10	
B-17	Felt	1	107149-0-01		B-40	Vertical Shaft	1	145516-0-01	

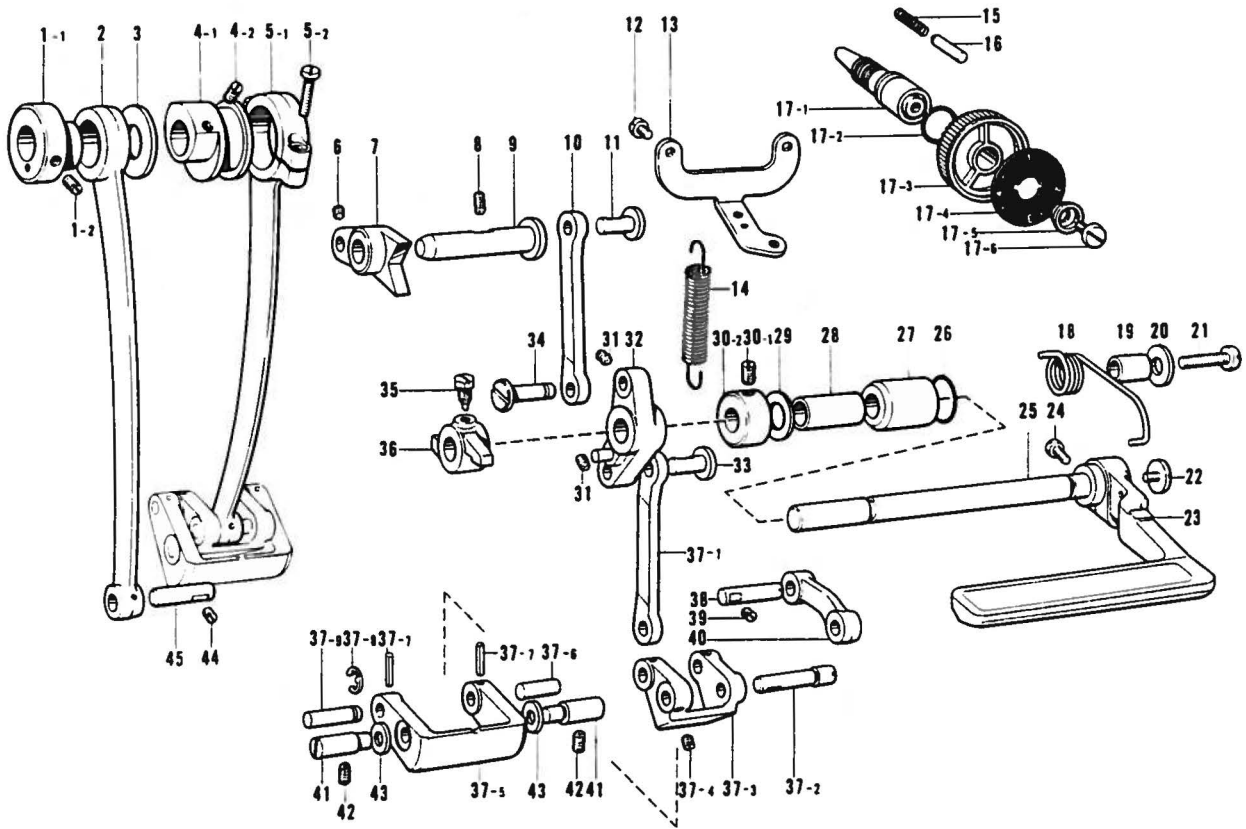
B. Needle Bar, Thread Take-up and Rotary Hook Mechanism (Part 2)



Ref. No.	Name of Parts	Qty	Parts No.	Assembly No.	Ref. No.	Name of Parts	Qty	Parts No.	Assembly No.
B-41-1	Screw 2.38	2	122771-0-02	B-41	B-54	Screw 4.37 x 12	1	009681-2-12	
B-41-2	Slide Plate Spring	1	114561-0-01	B-41	B-55	Rotary Hook Assembly	1		
B-41-3	Slide Plate	1		B-41	B-56	Screw 4.37	1	151603-0-02	
B-42	Screw 4.37	2	151267-0-01	B-41	B-57	Lower Shaft Bushing (Left)	1	156305-0-00	
B-43	Needle Plate 1/8"	1	*156222-0-01	B-41	B-58	Lower Shaft Bushing (Middle)	1	118762-0-00	
B-44	Sub Needle Plate	1	156227-0-01	B-41	B-59-1	Set Collar	1		B-59
B-45	Screw	1	154349-0-01	B-41	B-59-2	Screw 6.35	2	101706-0-01	Collar Assembly
B-46	Screw 4.37	1	151267-0-01	B-41	B-60	Screw 4.37	1	121007-0-01	181995-0-01
B-47	Screw	1	109173-0-01	B-41	B-61	Lower Shaft Bushing (Right)	1	104520-0-00	
B-48	Felt	1	145751-0-01	B-41	B-62-1	Gear	1		B-62
B-49	Lower Shaft	1	156304-0-01	B-41	B-62-2	Screw 6.35	2	100251-0-01	Revel Gear
B-50-1	Bobbin Case	1		B-41	B-62-3	Screw 6.35	2	100251-0-01	Lower Assembly
B-50-2	Lower Thread Adjusting Spring	1	100374-0-01	B-50	B-62-4	Gear (D)	1		140381-0-01
B-50-3	Spring Adjusting Screw	1	181937-0-01	B-50	B-63	Felt	1	107155-0-01	
B-50-4	Spring Set Screw	1	181938-0-01	B-50	B-64	Screw 5.95	1	013761-4-10	
B-50-5	Bobbin Presser Spring	1		B-50	B-65	Vertical Shaft Lower Bushing	1	142709-0-00	
B-51	Bobbin Case Sheet	1		B-50	B-66-1	Screw	2	101706-0-01	B-66
B-52	Bobbin	1	117132-0-01	B-50	B-66-2	Set Collar	1		Unlar Assembly
B-53	Bobbin Case Holder Position Bracket	1	100367-0-01	B-50					118759-0-01

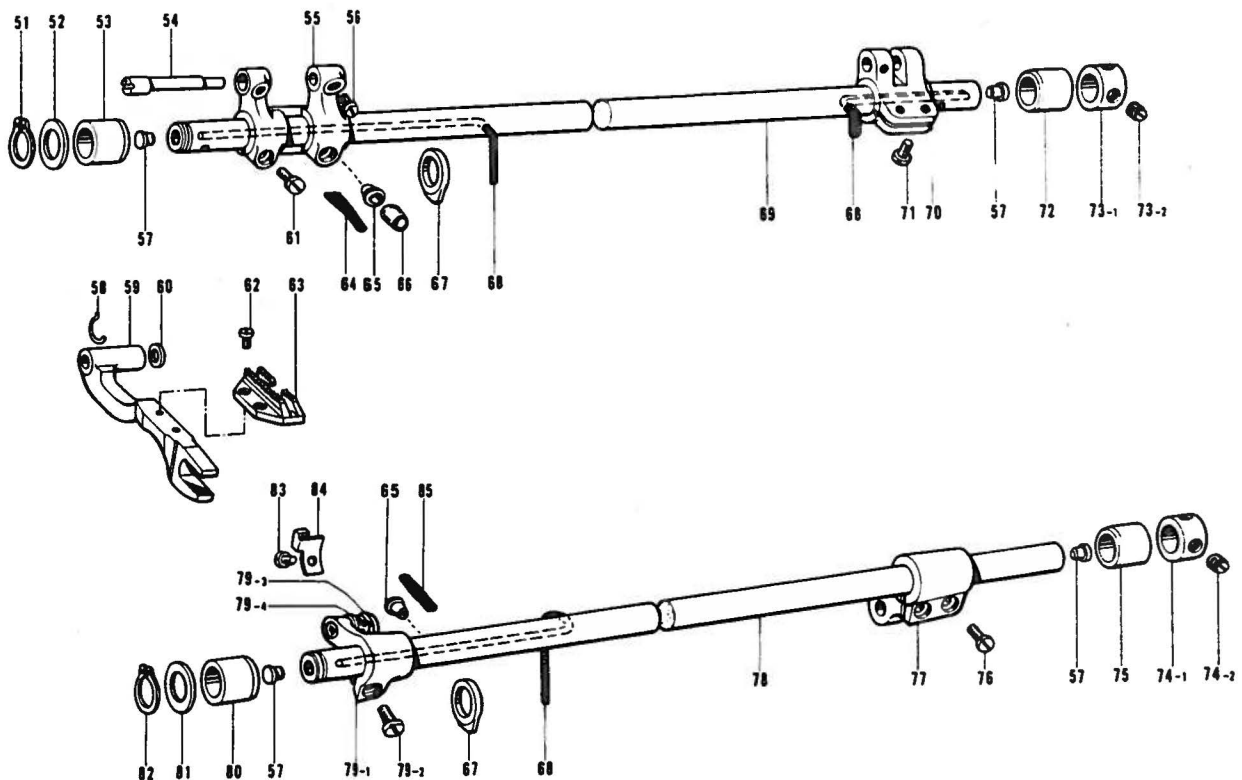
The star * mark indicates gauges. Refer to p. 17 and 18 for gauge types.

C. Feed Mechanism (Part 1)



Ref. No.	Name of Parts	Qty	Parts No.	Assembly No.	Ref. No.	Name of Parts	Qty	Parts No.	Assembly No.
C-1-1	Vertical Feed Eccentric Wheel	1		C-1 Vertical Feed Eccentric Wheel Assembly 183168-0-01	C-21	Screw 6.35 x 18	1		
C-1-2	Screw 5.95	2	151604-0-01		C-22	Screw 4.76	1	100511-0-03	
C-2	Vertical Feed Connecting Rod	1	118758-0-01		C-23	Reverse Lever	1		
C-3	Stopper	1	101482-0-01		C-24	Screw 4.76 x 14	1		
C-4-1	Level Feed Eccentric Wheel	1		C-4 Level Feed Eccentric Wheel Assembly 145269-0-01	C-25	Reverse Lever Shaft	1		
C-4-2	Screw 5.95	2	151604-0-01		C-26	Packing	1	104564-0-01	
C-5-1	Level Feed Connecting Rod	1		C-5 Level Feed Connecting Rod Assembly 151301-0-01	C-27	Reverse Lever Shaft Bushing	1	151314-0-00	
C-5-2	Screw 4.76	2	144712-0-01		C-28	Collar	1	118748-0-01	
C-6	Screw 4.37	1	151601-0-02		C-29	Washer 10	1	025100-1-30	
C-7	Feed Regulator	1	151311-0-01		C-30-1	Screw 6.35	2	100251-0-01	C-30 Collar Assembly 118824-1-01
C-8	Screw 5.95	1	151604-0-01		C-30-2	Set Collar	1		
C-9	Feed Regulator Shaft	1	145492-0-01		C-31	Screw 4.37	2	151601-0-02	
C-10	Reverse Feed Connecting Lever	1	151304-0-01		C-32	Feed Regulator Lever Lower Assembly	1	151306-0-01	
C-11	Connecting Lever Stud 12.5	1	151308-0-01		C-33	Connecting Lever Stud 12.5	1	151308-0-01	
C-12	Screw 3.57 x 6	2	009670-6-12		C-34	Connecting Lever Stud 20	1	151309-0-01	
C-13	Spring Hook	1	151332-0-01		C-35	Bolt 5.95	1	108749-0-01	
C-14	Spring	1			C-36	Feed Regulator Lever	1	151310-0-01	
C-15	Notch Spring	1	100328-0-01		C-37-1	Reverse Feed Connecting Lever	1	151304-0-01	
C-16	Pin	1	145502-0-01		C-37-2	Stud	1	118737-0-01	
C-17-1	Length Control Screw	1	109151-1-01		C-37-3	Level Feed Link	1	118729-0-01	
C-17-2	Packing	1	108549-0-01		C-37-4	Screw 4.37	1	151601-0-02	C-37 Feed Regulator Assembly 151303-0-01
C-17-3	Length Control Dial	1	153168-0-01	C-17 Length Control Assembly 151443-0-01	C-37-5	Feed Regulator	1		
C-17-4	Feed Regulator Plate	1	151321-0-01		C-37-6	Level Feed Link Stud Small	1	118732-0-01	
C-17-5	Length Control Supporter	1	142746-0-02		C-37-7	Pin	2	118733-0-01	
C-17-6	Screw 4.76	1	142747-0-02		C-37-8	Stop Ring E4	1	048040-3-42	
C-18	Spring	1			C-37-9	Level Feed Link Stud Large	1	151305-0-01	
C-19	Collar	1			C-38	Feed Rock Shaft Arm Pin	1	118740-0-01	
C-20	Washer 6	1			C-39	Screw 4.37	1	151601-0-02	
					C-40	Lever Feed Connecting Rod	1	118736-0-01	
					C-41	Feed Regulator Shaft	2	118734-0-01	
					C-42	Screw 5.95	2	151604-0-01	
					C-43	Washer	2	118735-0-01	
					C-44	Screw 4.37	1	151601-0-02	
					C-45	Feed Rock Shaft Arm Pin	1	109153-0-01	

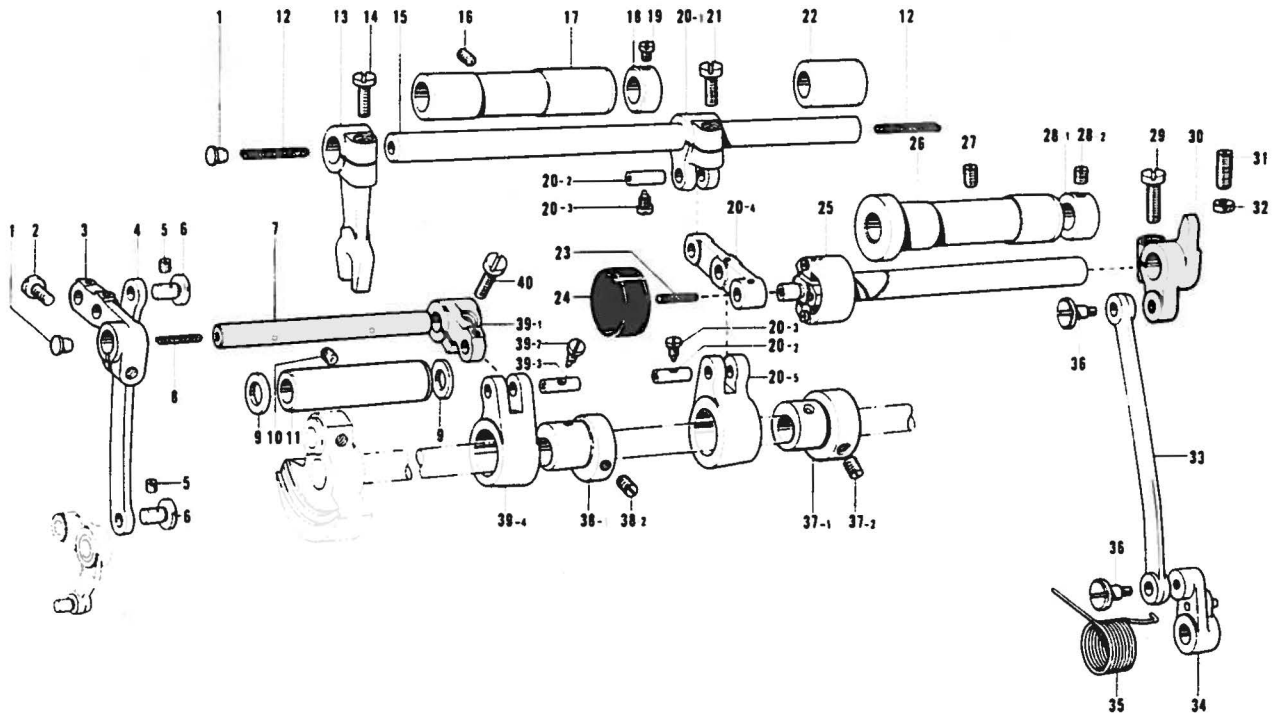
C. Feed Mechanism (Part 2)



Ref. No	Name of Parts	Q'ty	Parts No.	Assembly No	Ref. No	Name of Parts	Q'ty	Parts No.	Assembly No
C-51	Stop Ring C15	1	048150-1-42		C-71	Screw 4.76 x 12	2	009711-2-12	
C-52	Thrust Ring	1	156243-0-01		C-72	Bushing 19.3	1	156242-0-01	
C-53	Bushing 18.8	1	156241-0-01		C-73-1	Collar	1		C-73 Collar Assembly 180321-0-01
C-54	Feed Bar Shaft	1	156246-0-01		C-73-2	Screw 6.35	2	101706-0-01	
C-55	Feed Bar Arm	1	156244-0-00		C-74-1	Collar	1		C-74 Collar Assembly 180321-0-01
C-56	Screw 4.37	2	120990-0-01		C-74-2	Screw 6.35	2	101706-0-01	
C-57	Oil Cap	4	111865-0-01		C-75	Bushing 19.3	1	156242-0-01	
C-58	Wick Hanger	1	150342-0-01		C-76	Screw 4.37 x 12	2	009681-2-12	
C-59	Feed Bar	1	156245-0-01		C-77	Feed Lifting Rock Shaft Arm	1	156250-0-01	
C-60	Washer	1	158722-0-01		C-78	Feed Lifting Rock Shaft	1	156249-0-01	
C-61	Screw 4.37 x 12	2	009681-2-12		C-79-1	Feed Lifting Arm	1		C-79 Feed Lifting Arm Assembly 145512-0-01
C-62	Screw 3.18	2	100080-0-03		C-79-2	Screw 4.37 x 16	1	009681-6-12	
C-63	Feed Dog GR	1	*156247-0-01		C-79-3	Washer	1		
C-64	Wick 4 x 4 (100 mm)	1	109405-0-01		C-79-4	Slide Block Assembly	1		
C-65	Oil Cap	2	141189-0-01		C-80	Bushing 18.8	1	156241-0-01	
C-66	Vinyl Tube	1	104566-0-01		C-81	Thrust Ring	1	156243-0-01	
C-67	Oil Rejector	2	146064-0-00		C-82	Stop Ring C15	1	048150-1-42	
C-68	Wick 6 x 6 (290 mm)	3	113782-0-00		C-83	Screw 3.57 x 3.5	1	009679-3-12	
C-69	Feed Rock Shaft	1	156240-0-01		C-84	Wick Supporter	1	145538-0-01	
C-70	Feed Rock Shaft Arm	1	148286-0-01		C-85	Wick 4 x 4 (80 mm)	1	117007-0-01	

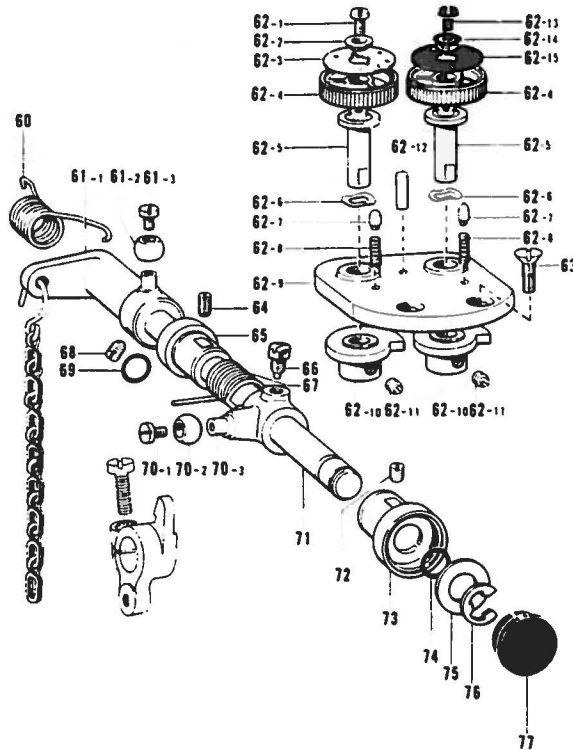
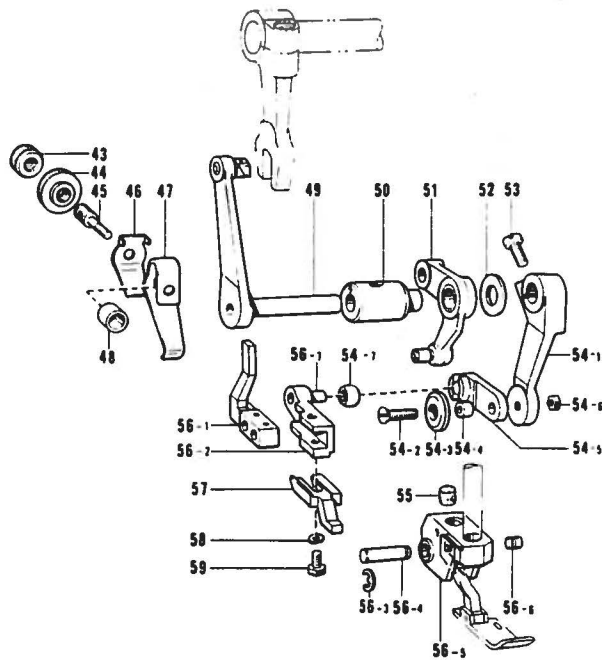
The star * mark indicates gauges. Refer to p. 17 and 18 for gauge types.

D. Upper Feed Mechanism (Part 1)



Ref. No.	Name of Parts	Q'ty	Parts No.	Assembly No.	Ref. No.	Name of Parts	Q'ty	Parts No.	Assembly No.
D-1	Oil Cap	2	111865-0-01		D-24	Oil Cap 30	1	151424-0-01	
D-2	Screw 5.56 x 16	1	009751-6-12		D-25	Feed Regulator Shaft Assembly	1	151354-0-01	
D-3	Upper Feed Lifting Rock Lever	1	151397-1-01		D-26	Feed Regulator Shaft Bushing	1	151359-0-01	
D-4	Upper Feed Lifting Rock Connector	1	151395-0-01		D-27	Screw 5.95	1	151604-0-01	
D-5	Screw 4.37	2	151601-0-02		D-28-1	Collar	1		D-28 Collar Assembly 180321-0-01
D-6	Connecting Stud 11	2	151396-0-01		D-28-2	Screw 6.35	2	100251-0-01	
D-7	Upper Feed Lifting Rock Shaft	1	151398-0-01		D-29	Screw 6.35 x 18	1	009781-8-12	
D-8	Wick 4 x 4 (350 mm)	1	108801-0-01		D-30	Upper Feed Regulator	1	151353-0-01	
D-9	Crank Ring	2	142628-0-01		D-31	Screw 5.95 x 16	1	013761-6-12	
D-10	Screw 5.95	1	151604-0-01		D-32	Nut 5.95	1	100022-0-05	
D-11	Upper Feed Lifting Rock Shaft Bushing	1	151399-0-00		D-33	Upper Feed Regulator Connecting Bar	1	151351-0-01	
D-12	Wick 4 x 4 (250 mm)	2	108802-0-01		D-34	Feed Regulator Lever Upper Assembly	1	151348-0-01	
D-13	Upper Feed Rock Arm Assembly	1	151369-0-01		D-35	Spring	1	151350-0-01	
D-14	Screw 5.56 x 16	1	009751-6-12		D-36	Stud Screw 4.37	2	120263-0-02	
D-15	Upper Feed Rock Shaft	1	151366-0-01		D-37-1	Upper Feed Eccentric Wheel	1		D-37 Upper Feed Eccentric Wheel Assembly 183005-0-01
D-16	Screw 5.95	1	151604-0-01		D-37-2	Screw 5.95	2	151604-0-01	
D-17	Upper Feed Rock Shaft Bushing (Left)	1	151368-0-00		D-38-1	Eccentric Wheel	1		D-38 Eccentric Wheel Assembly 183006-0-01
D-18	Set Collar	2	140092-0-01		D-38-2	Screw 5.95	2	151604-0-01	
D-19	Screw 4.37	4	100366-0-01		D-39-1	Lifting Rock Connecting Lever	1		D-39 Lifting Rock Connecting Lever Assembly 151400-0-01
D-20-1	Upper Feed Rock Arm	1		D-20 Upper Feed Rock Connecting Lever Assembly 151360-0-01	D-39-2	Screw 3.18	1	110563-0-01	
D-20-2	Shaft	2	110562-0-01		D-39-3	Shaft	1	110562-0-01	
D-20-3	Screw 3.18	2	153060-0-01		D-39-4	Upper Feed Lifting Rock Connecting Lever	1	151361-0-01	
D-20-4	Horizontal Feed Connector	1	151362-0-01		D-40	Screw 5.56 x 16	1	009751-6-12	
D-20-5	Upper Feed Lifting Rock Connecting Lever	1	151361-0-01						
D-21	Screw 5.56 x 16	1	009751-6-12						
D-22	Upper Feed Rock Shaft Bushing (Right)	1	151367-0-01						
D-23	Wick 6 x 6 (16 mm)	1	108809-0-01						

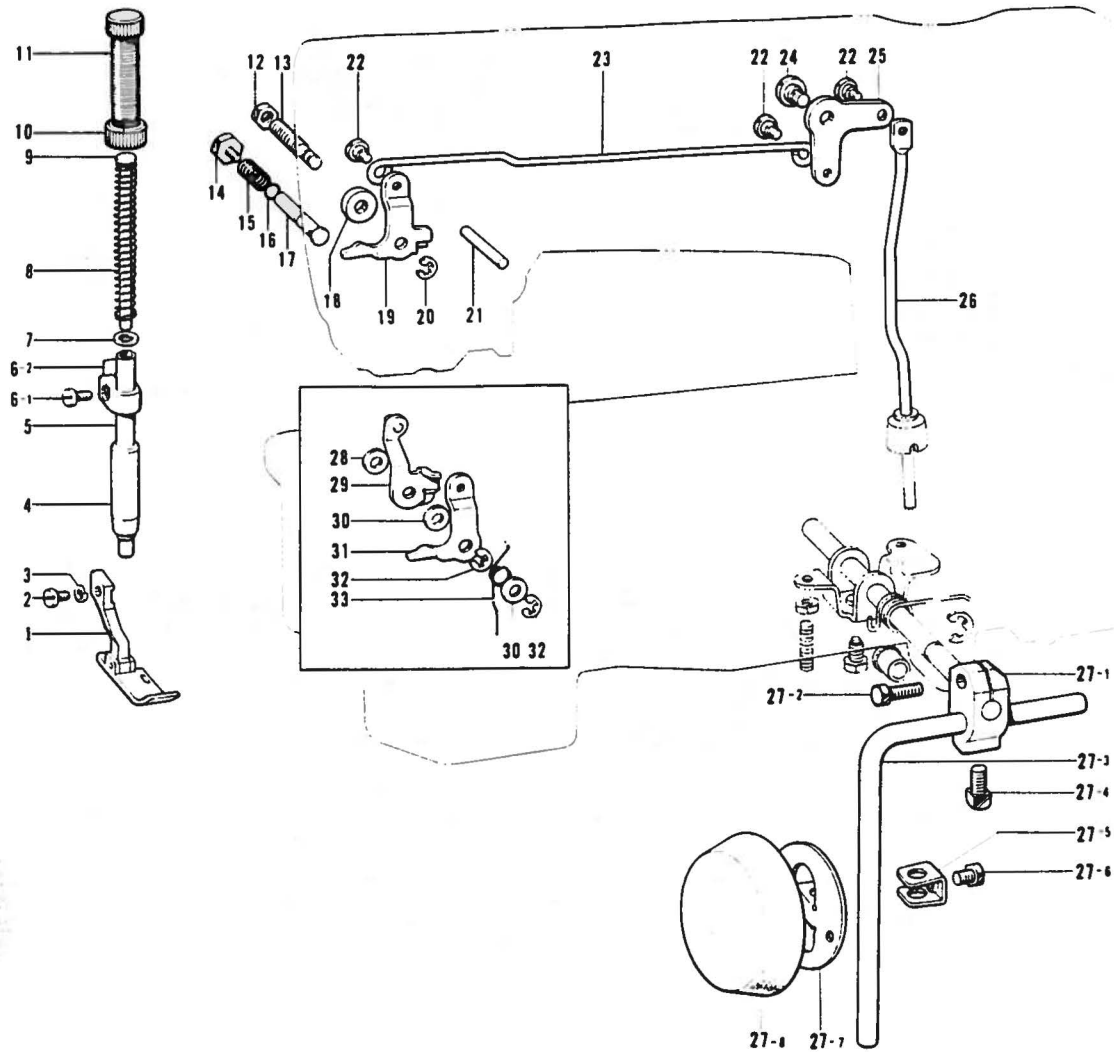
D. Upper Feed Mechanism (Part 2)



Ref No	Name of Parts	Q'ty	Parts No	Assembly No	Ref. No	Name of Parts	Q'ty	Parts No.	Assembly No
D-43	Adjusting Nut	1	154706-0-01		D-62- 1	Screw 4.76	1	142747-0-01	D-62 Upper Feed Regulator Bracket Assembly 151412-0-02
D-44	Adjusting Control Dial	1	154705-0-01		D-62- 2	Length Control Supporter	1	142746-0-01	
D-45	Screw 4.37	1	154704-0-01		D-62- 3	Feed Regulator Plate (Left)	1	151417-0-01	
D-46	Upper Feed Plate Spring Upper	1	151390-0-01		D-62- 4	Length Control Dial	2	151320-0-01	
D-47	Upper Feed Plate Spring Lower	1	151391-0-01		D-62- 5	Upper Feed Regulator Cam Shaft	2	151414-0-01	
D-48	Thread Wiper Stud Collar	1	146288-0-01		D-62- 6	Washer	2	100315-0-02	
D-49	Upper Feed Rock Arm Lower Assembly	1	151370-0-01		D-62- 7	Notch Pin	2	120305-0-01	
D-50	Upper Feed Rock Arm Lower Bushing	1	151372-0-01		D-62- 8	Notch Spring	2	113956-0-01	
D-51	Upper Feed Lifting Rock Crank Assembly	1	151393-1-01		D-62- 9	Upper Feed Regulator Bracket	1	151415-0-01	
D-52	Washer	1	153113-0-01		D-62-10	Upper Feed Regulator Cam	2	100058-0-04	
D-53	Screw 4.37 x 12	1	009681-2-12		D-62-11	Screw 5.95	4	100058-0-04	
D-54- 1	Upper Feed Arm	1		D-54 Upper Feed Arm Assembly 151373-0-02	D-62-12	Presser Plate Spring Pin	1	105095-0-01	
D-54- 2	Screw 3.57 x 14	1	151626-0-01		D-62-13	Screw 4.76	1	142747-0-02	
D-54- 3	Thrust Ring	1	151364-0-01		D-62-14	Length Control Supporter	1	142746-0-02	
D-54- 4	Collar	1	151376-0-01		D-62-15	Feed Regulator Plate Right	1	151416-0-01	
D-54- 5	Upper Feed Link	1	151375-0-00		D-63	Screw 5.95 x 12	2	003761-2-12	
D-54- 6	Nut 3.57	1	021670-1-02		D-64	Screw 4.37	1	151607-0-01	
D-54- 7	Round Bushing	1	153110-0-01		D-65	Upper Feed Regulator Bushing (Back)	1	151407-0-01	
D-55	Felt	1	107155-0-01		D-66	Bolt 5.95	1	108749-0-01	
D-56- 1	Upper Feed Crank	1		D-56 Upper Feed Bracket Assembly 151377-2-01	D-67	Spring	1	151409-0-01	
D-56- 2	Upper Feed Dog Setting Bracket	1			D-68	Screw 5.95	2	100058-0-04	
D-56- 3	Stop Ring E3	2	048030-3-42		D-69	Packing	1	109203-0-01	
D-56- 4	Stud 4.76 x 14	1	151382-0-01		D-70- 1	Screw 4.37 x 5	1	009680-5-12	
D-56- 5	Upper Feed	1			D-70- 2	Bushing	1	141331-0-01	
D-56- 6	Screw 4.76	1	156571-0-01		D-70- 3	Upper Feed Regulator Arm	1	151449-0-01	
D-56- 7	Stud 4.76 x 20	1	151381-0-01		D-71	Upper Feed Regulator Shaft	1	151405-0-01	
D-57	Upper Feed Dog (A)	1	151383-0-01	D-72	Screw 5.95 x 6	1	013760-6-10		
D-58	Washer 2-3.5	1	028350-2-42	D-73	Upper Feed Regulator Bushing (Front)	1	151406-0-01		
D-59	Bolt 3.57	1	144075-0-01	D-74	Packing	1	110558-0-01		
D-60	Spring	1	153169-0-01	D-75	Collar	1	120023-0-01		
D-61- 1	Shirring Lever	1		D-61 Shirring Lever Assembly 151450-0-01	D-76	Stop Ring E9	1	048090-3-42	
D-61- 2	Bushing	1	141331-0-01		D-77	Oil Cap	1	151418-0-01	
D-61- 3	Screw 4.37 x 5	1	009680-5-12						

The star ★ mark indicates gauges. Refer to p. 17 and 18 for gauge types.

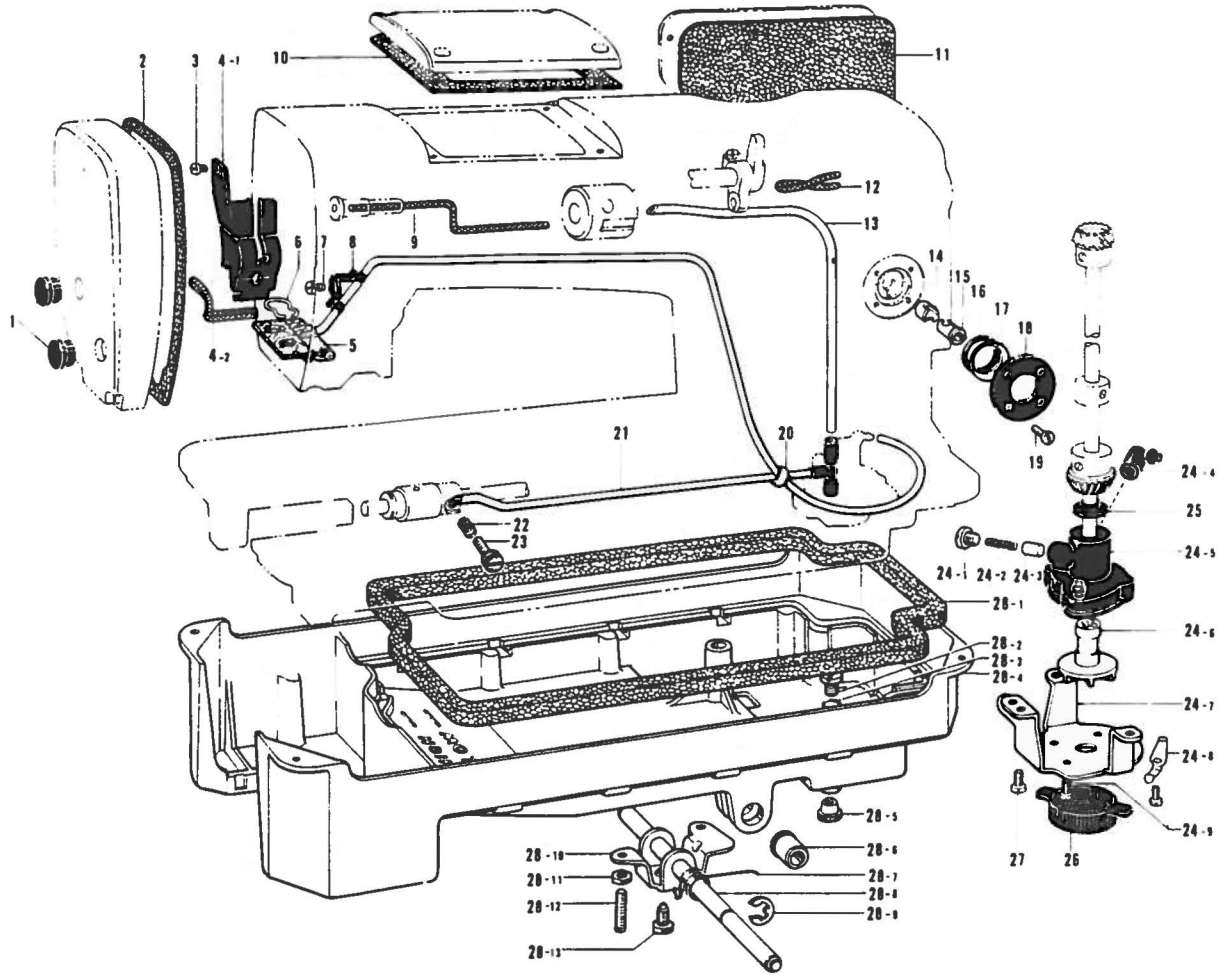
E. Presser Foot and Knee Lifter Mechanism



Ref. No.	Name of Parts	Qty.	Parts No.	Assembly No.	Ref. No.	Name of Parts	Qty.	Parts No.	Assembly No.
E-1	Presser Foot A 1/8" Assembly	1	*156231-0-01		E-20	Stop Ring E4		048040-3-42	
E-2	Screw 3.57 x 8	1	009670-0-12		E-21	Pin	1		
E-3	Washer 2-3.5	1	028350-2-42		E-22	Stud Screw 4.76	3	145478-0-01	
E-4	Presser Bar Bushing	1	145472-0-01		E-23	Knee Lifter Connector	1	145476-0-01	
E-5	Presser Bar	1	151268-0-01		E-24	Stud Screw 6.35	1	145480-0-01	
E-6-1	Screw 3.57 x 10	1	009671-0-12	E-6 Presser Bar Bracket Assembly 180952-0-01	E-25	Knee Lifter Lever	1	145479-0-01	
E-6-2	Presser Bar Clamp	1			E-26	Knee Lifter Bar	1	145481-0-01	
E-7	Presser Spring Washer	1	140407-0-01		E-27-1	Knee Lifter Joint	1	146039-0-01	
E-8	Spring	1	141728-0-01		E-27-2	Bolt 5.95 x 20	1	017762-0-13	
E-9	Presser Spring Bar	1	141208-0-01		E-27-3	Knee Lifter Bar	1	104619-0-02	E-27 Knee Lifter Assembly 181427-0-01
E-10	Nut	1	147846-0-01		E-27-4	Bolt 7.94	1	100463-0-01	
E-11	Screw	1	141207-0-01		E-27-5	Knee Lifter Plate Stopper	1	114967-0-01	
E-12	Nut 7.94	1	106147-0-02		E-27-6	Bolt 5.95	1	110087-0-01	
E-13	Presser Bar Lifter Lever Stud	1	151269-0-01		E-27-7	Knee Lifter Plate	1	114966-0-01	
E-14	Bolt 3.57	1	151276-0-01		E-27-8	Knee Lifter Cover	1	140503-0-01	
E-15	Spring	1	151275-0-01		E-28	Washer	1		
E-16	Packing P3	1	081003-0-70		E-29	Tension Release Pin	1		
E-17	Presser Bar Lifter Stud	1	151274-0-01		E-30	Washer	2		
E-18	Washer	1			E-31	Presser Bar Lifter Lever	1		
E-19	Presser Bar Lifter Lever	1			E-32	Stop Ring E4		048040-3-42	
					E-33	Spring	1		

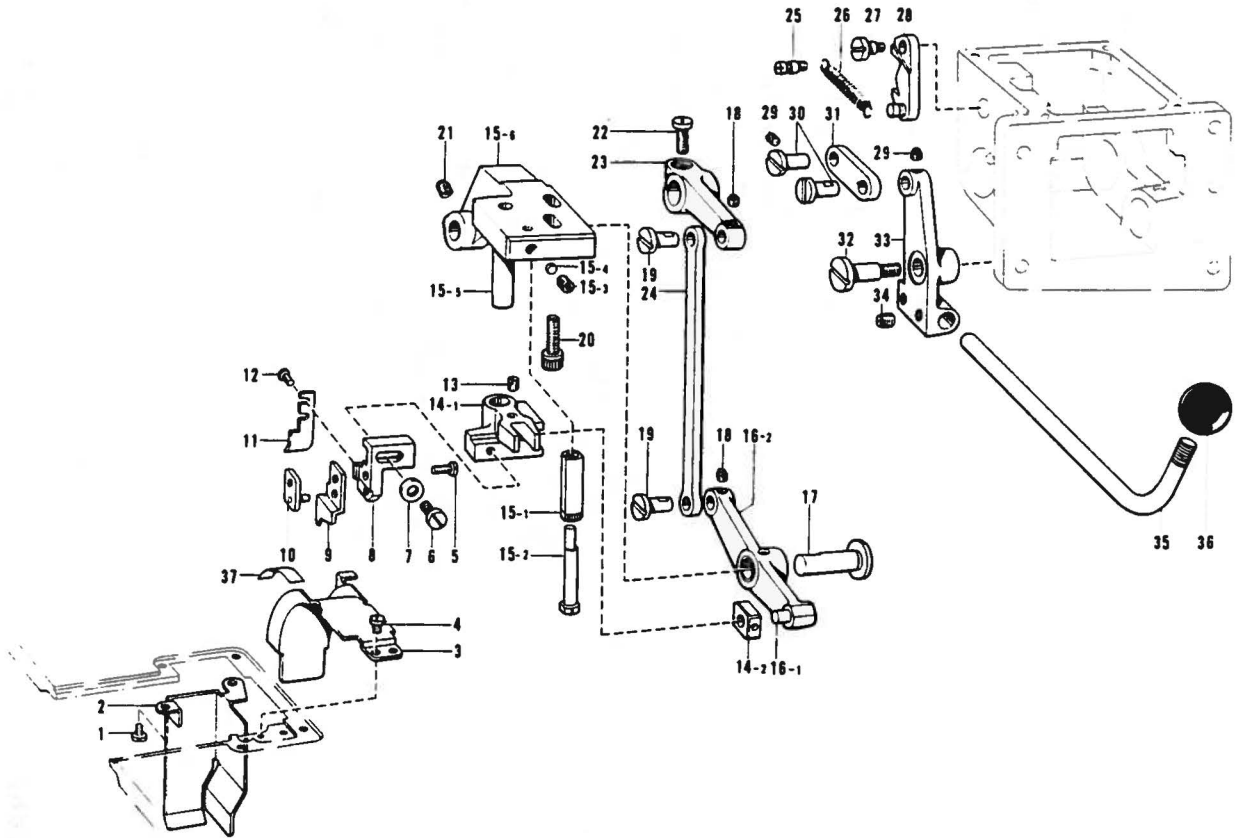
The star * mark indicates gauges. Refer to p. 17 and 18 for gauge types.

F. Lubrication



Ref. No	Name of Parts	Q'ty	Parts No	Assembly No.	Ref. No	Name of Parts	Q'ty	Parts No	Assembly No
F- 1	Oil Cap	2	104449-0-01		F-24- 1	Screw 6.35	1	112467-0-02	
F- 2	Packing	1	151419-0-00		F-24- 2	Spring	1	144876-0-01	
F- 3	Screw 3.57 x 5	2	009670-5-12		F-24- 3	Plunger	1	144875-0-01	
F- 4-1	Oil Stopper Plate	1		F-4 Oil Stopper Plate Assembly 151448-0-01	F-24- 4	Joint (B)	1	144878-0-01	F-24 Pump Body Assembly 181476-1-01
F- 4-2	Wick 4 x 4 (100 mm)	1	109405-0-01		F-24- 5	Pump Body	1	148848-0-01	
F- 5	Tube Assembly	1	145543-0-01		F-24- 6	Pump Propeller	1	148849-0-01	
F- 6	Felt Support	1	145737-0-01		F-24- 7	Pump	1	144869-0-01	
F- 7	Screw 3.57 x 5	1	009670-5-13		F-24- 8	Spring	2	144874-0-01	
F- 8	Tube Holder	1	151429-0-01		F-24- 9	Screw 3.57 x 8	4	009670-8-12	
F- 9	Wick 3 x 3 (150 mm)	1	118768-0-01		F-25	Oil Stopper	1	146196-0-01	
F-10	Packing	1	151420-0-00		F-26	Pump Filter	1	144872-0-01	
F-11	Packing B	1	151422-0-00		F-27	Screw 4.37 x 7	3	009680-7-12	
F-12	Wick 4 x 4 (250 mm)	1	108802-0-01		F-28- 1	Packing	1	146040-0-01	
F-13	Upper Oil Tube	1	151425-0-00		F-28- 2	Screw 7.94	1	140518-0-01	
F-14	Tube Holder Cap	1	146314-0-00		F-28- 3	Packing P7	1	081007-0-70	
F-15	Tube Holder	1	145529-0-00		F-28- 4	Oil Pan	1	156308-0-01	
F-16	Packing PW14	1	081014-6-70		F-28- 5	Oil Cap	1	140480-0-01	
F-17	Oil Gauge Window	1	104547-0-01		F-28- 6	Bushing	2	149578-0-00	F-28 Oil Pan Assembly 183170-0-01
F-18	Oil Gauge Flange	1	151074-0-01		F-28- 7	Spring	1	146038-0-01	
F-19	Screw 3.57	4	100257-0-10		F-28- 8	Knee Lifter Shaft	1	146036-1-01	
F-20	Tube	1	146253-0-00		F-28- 9	Stop Ring E10	1	146293-0-01	
F-21	Oil Tube (D) Assembly	1	154555-0-01		F-28-10	Knee Lifter	1	146037-0-01	
F-22	Spring	1	116794-0-01		F-28-11	Nut 5.95	2	100022-0-04	
F-23	Screw	1	145534-0-01		F-28-12	Screw 5.95	2	104885-0-01	
					F-28-13	Bolt 5.95	1	146367-0-01	

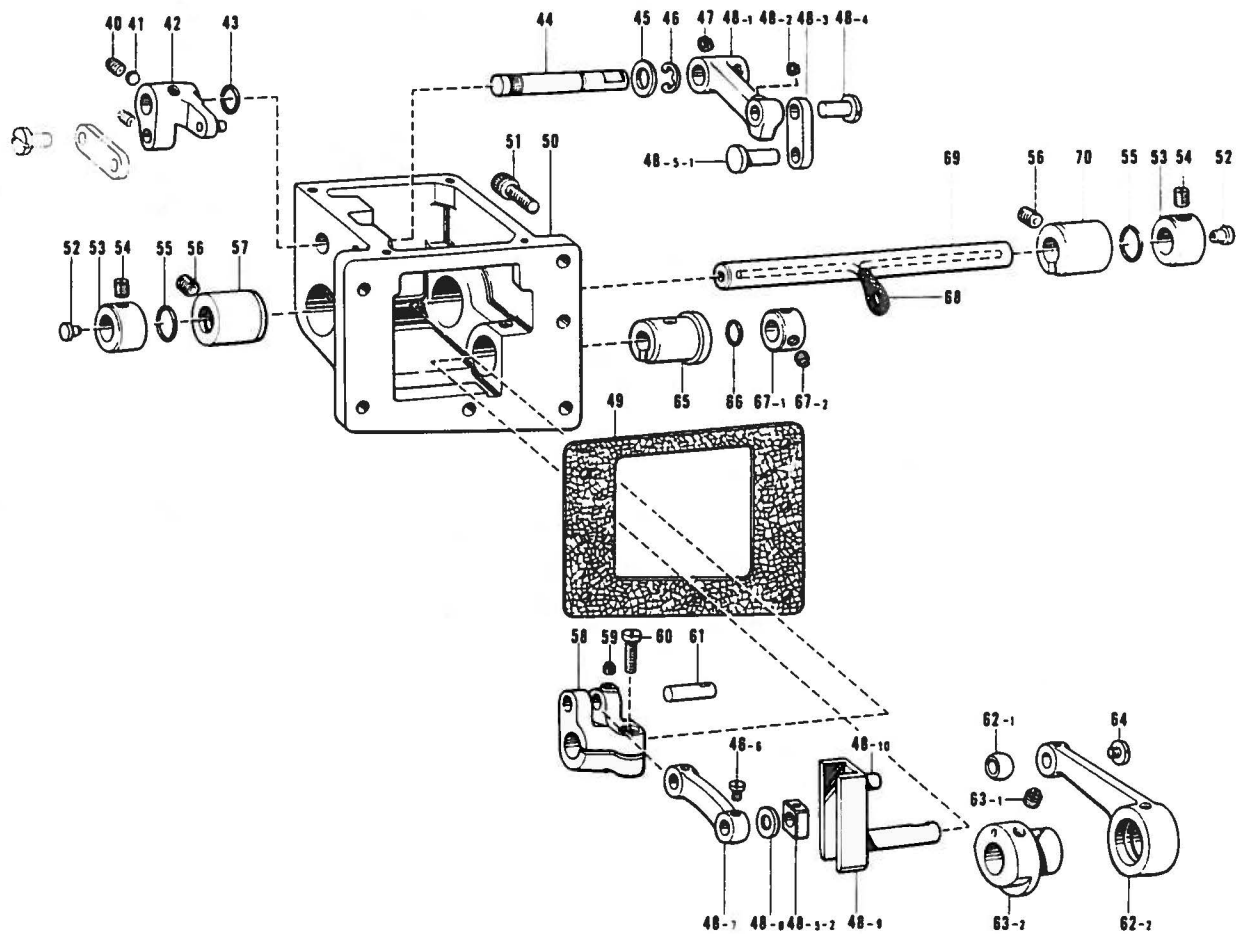
G. Cutter Mechanism (Part 1)



Ref. No.	Name of Parts	Q'ty	Parts No.	Assembly No.	Ref. No.	Name of Parts	Q'ty	Parts No.	Assembly No.
G-1	Screw 3.57	2	100242-0-03		G-16-1	Stud 6.35 x 15	1	156273-0-01	G-16 Connecting Lever Assembly 156271-0-01
G-2	Material Cover	1	156301-0-01		G-16-2	Connecting Lever	1		
G-3	Material Guide 1/8"	1	*156297-0-01		G-17	Connecting Lever Shaft	1	156274-0-01	
G-4	Screw 3.57	2	100242-0-03		G-18	Screw 4.37	2	151601-0-02	
G-5	Screw 3.57	1	113050-0-01		G-19	Connecting Stud 11	2	151396-0-01	
G-6	Screw 4.37	1	107407-0-03		G-20	Bolt 5.95 x 8	2	018761-8-22	
G-7	Washer	1	148847-0-01		G-21	Screw 5.95	1	151604-0-01	
G-8	Cutter Holder	1	156282-0-01		G-22	Screw 5.56 x 16	1	009751-6-12	
G-9	Upper Cutter	1	156283-0-01		G-23	Cutter Connecting Rock Lever	1	156269-0-01	
G-10	Cutter Presser Plate	1	156285-0-01		G-24	Cutter Connecting Rod	1	156270-0-01	
G-11	Material Presser Plate	1	156286-0-01		G-25	Spring Hook	1	156293-0-01	
G-12	Screw 2.38 x 4	2	009630-4-12		G-26	Spring	1	156292-0-01	
G-13	Felt	1	107155-0-01		G-27	Stud Screw 4.37	1	148417-0-01	
G-14-1	Cutter Driving Bracket	1		G-14 Cutter Driving Bracket Assembly 156280-0-01	G-28	Stopper Bracket	1	156291-0-01	
G-14-2	Feed Regulator Slide Block	1			G-29	Screw 4.37	2	151601-0-02	
G-15-1	Guide Shaft (F)	1	156278-0-01	G-15 Cutter Guide Bracket Assembly 156275-0-01	G-30	Connecting Lever Stud 12.5	2	151308-0-01	
G-15-2	Eccentric Shaft (F)	1	156279-0-01		G-31	Regulator Link	1	156294-0-01	
G-15-3	Screw 4.37 x 6	1	014680-6-22		G-32	Stud Screw 5.95	1	118257-0-01	
G-15-4	Washer 3.5	1	147697-0-01		G-33	Change Connecting Lever	1	156295-0-01	
G-15-5	Guide Shaft (B)	1	156277-0-01		G-34	Screw 6.35	2	100251-0-01	
G-15-6	Cutter Guide Bracket	1			G-35	Change Bar	1	156296-0-01	
					G-36	Change Bar Ball 25	1	143652-0-00	
					G-37	Material Guide Tape	1	159351-0-01	

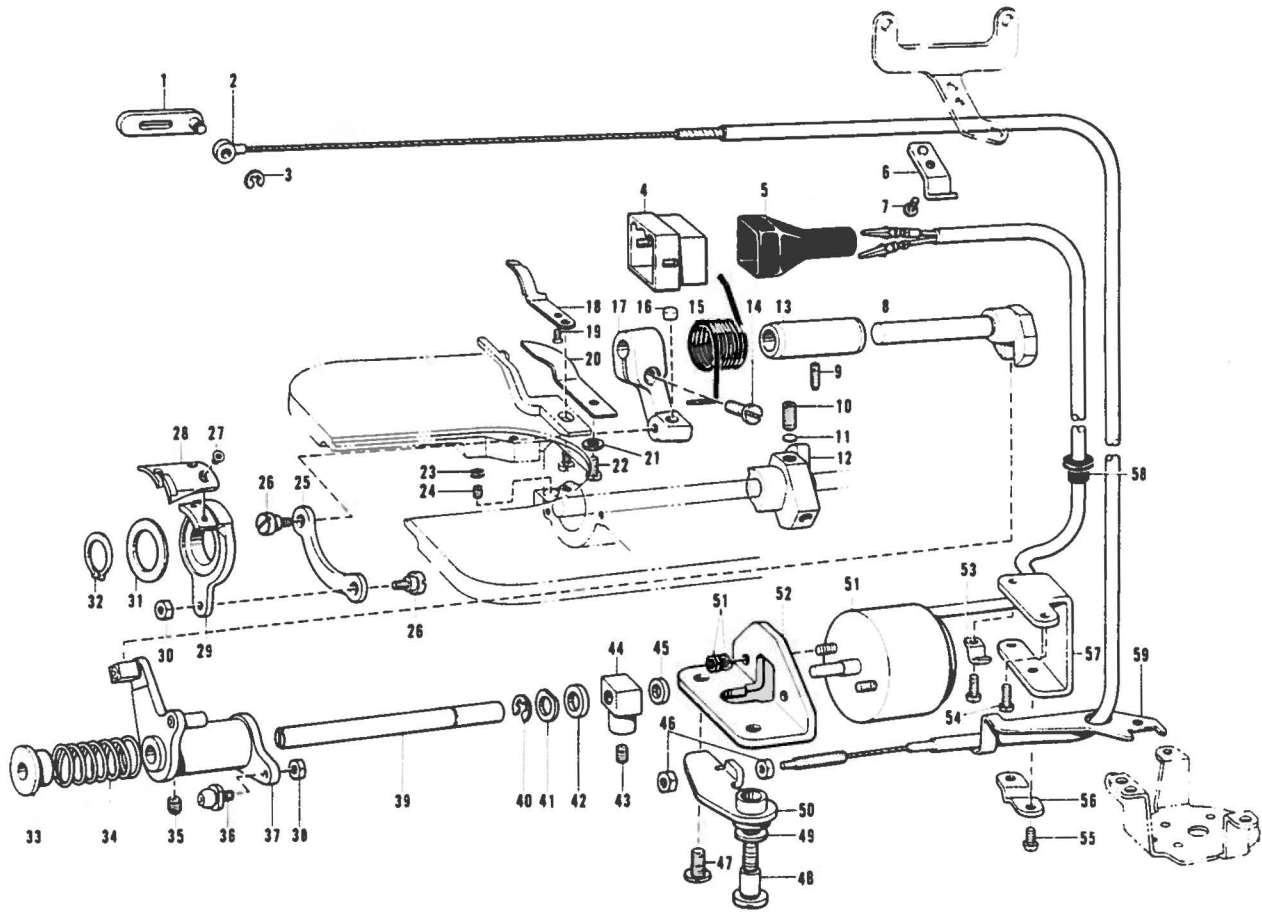
The star * mark indicates gauges. Refer to p. 17 and 18 for gauge types.

G. Cutter Mechanism (Part 2)



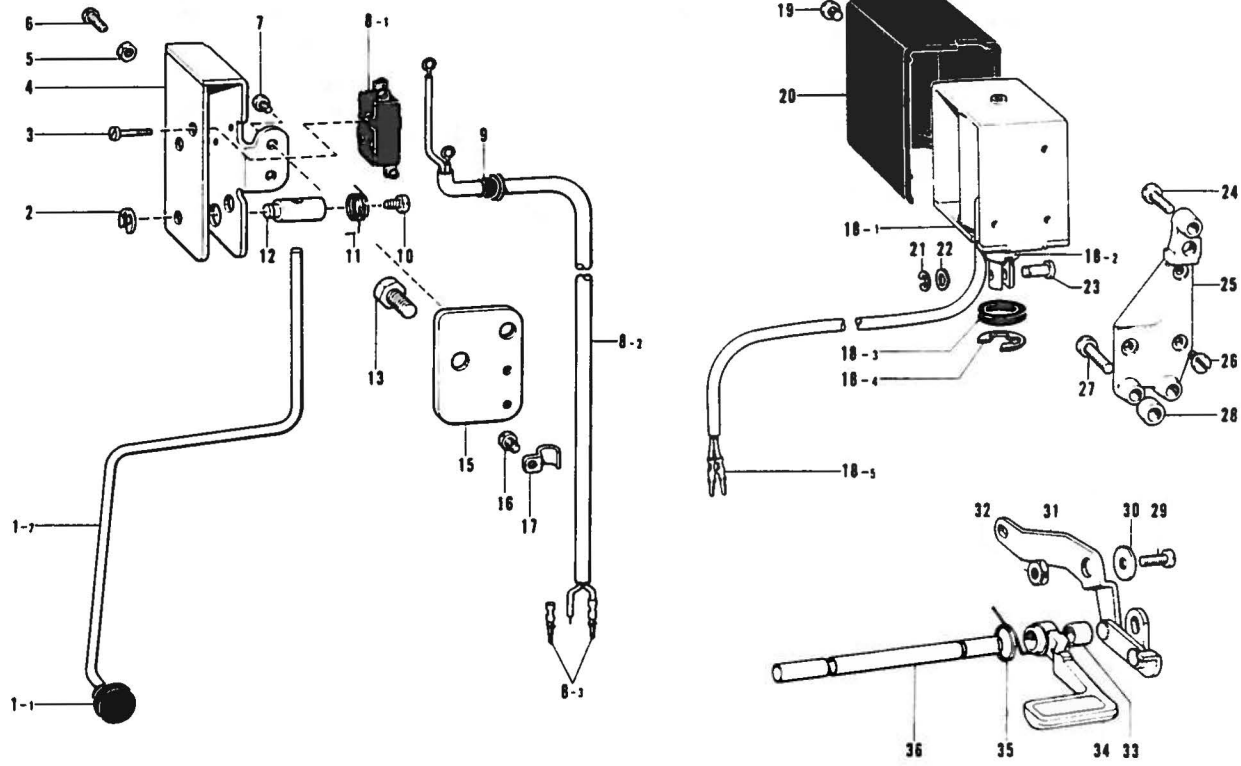
Ref. No	Name of Parts	Q'ty	Parts No.	Assembly No.	Ref. No	Name of Parts	Q'ty	Parts No.	Assembly No.
G-40	Screw 6.35	2	101706-0-03		G-54	Screw 6.35	4	101706-0-03	
G-41	Washer 5.3	2	154567-0-00		G-55	Packing	2	109203-0-01	
G-42	Regulator Arm Assembly	1	156302-0-01		G-56	Screw 5.95 x 6	2	013760-6-10	
G-43	Packing	1	111194-0-01		G-57	Bushing (Left)	1	156268-0-01	
G-44	Cutter Regulator Shaft	1	156289-0-01		G-58	Cutter Rock Arm	1	156262-0-01	
G-45	Washer	1	153113-0-01		G-59	Screw 4.37	1	151601-0-02	
G-46	Stop Ring E6	1	048060-3-42		G-60	Screw 5.56 x 16	1	009751-6-12	
G-47	Screw 6.35	2	101706-0-01		G-61	Stud 6.35 x 19.5	1	156264-0-01	
G-48-1	Cutter Regulator Arm	1	156288-0-01	G-48 Cutter Regulator Assembly 158007-0-01	G-62-1	Bushing	1	141331-0-01	G-62 Cutter Eccentric Wheel Assembly 156875-0-01
G-48-2	Screw 4.37	1	151601-0-02		G-62-2	Cutter Connecting Rod	1	156254-0-01	
G-48-3	Cutter Regulator Link	1	156287-0-01	G-48-5 Slide Block Assembly 156312-0-01	G-63-1	Screw 5.95	2	151604-0-01	G-63 Cutter Eccentric Wheel with Screw 156228-0-01
G-48-4	Connecting Lever Stud 12.5	1	151308-0-01		G-63-2	Cutter Eccentric Wheel	1		
G-48-5-1	Slide Block Shaft	1	156259-0-01		G-64	Screw 3.57	1	105130-0-01	
G-48-5-2	Slide Block	1			G-65	Cutter Regulator Bushing	1	156260-0-01	
G-48-6	Screw 3.18 x 4.5	1	009669-4-14		G-66	Packing P8	1	081008-0-70	
G-48-7	Cutter Regulator Link	1	156253-0-01		G-67-1	Set Collar	1		G-67 Collar Assembly 183169-0-01
G-48-8	Washer	1	156265-0-01		G-67-2	Screw 5.95	2	100289-0-03	
G-48-9	Cutter Regulator	1	156258-0-01		G-68	Wick 4 x 4	1	108802-0-01	
G-48-10	Stud	1			G-69	Cutter Rock Shaft	1	156266-0-01	
G-49	Bracket Packing	1	156306-0-00		G-70	Bushing (Right)	1	156267-0-01	
G-50	Bracket	1	156256-0-01						
G-51	Bolt 5.95 x 8	6	018761-8-22						
G-52	Oil Cap	2	111865-0-01						
G-53	Set Collar	2	117671-0-02						

H. Thread Trimmer and Tension Release Mechanism (-300)



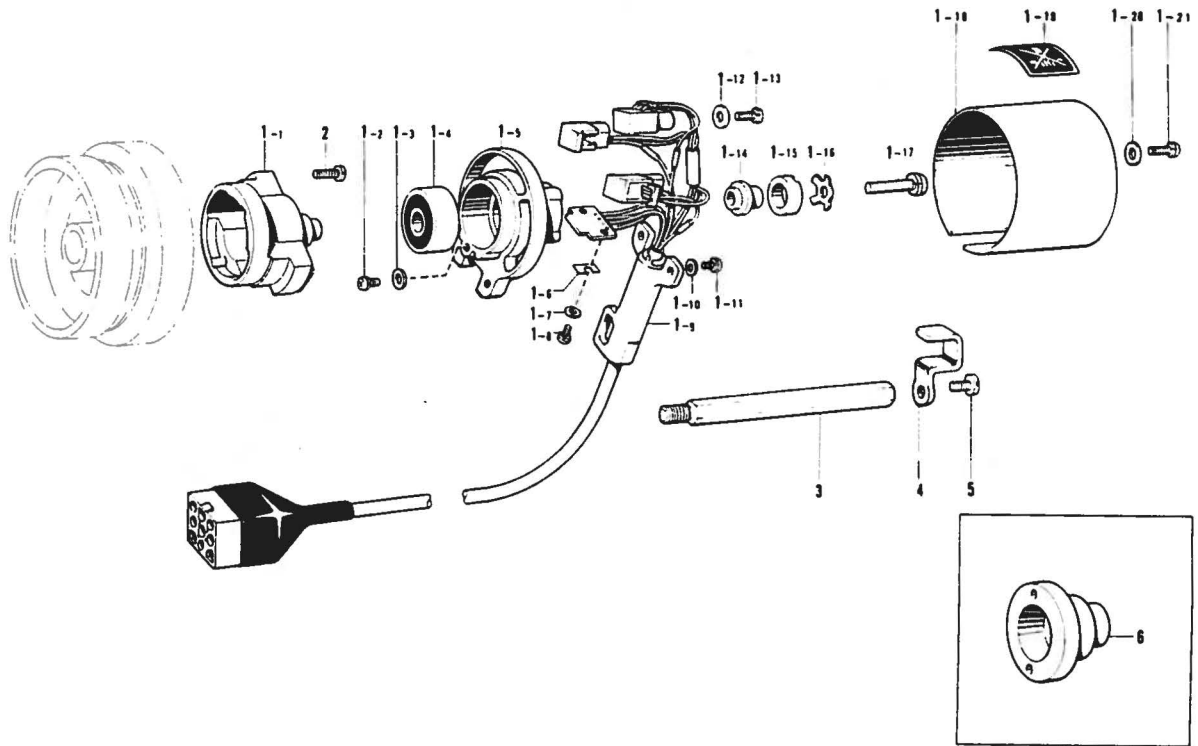
Ret. No.	Name of Parts	Qty	Parts No.	Assembly No.	Ret. No.	Name of Parts	Qty	Parts No.	Assembly No.
H-1	Tension Release Link Assembly	1	154603-0-01		H-31	Washer	1	156620-0-00	
H-2	Tension Release Wire	1	154602-0-01		H-32	Stop Ring C17	1	048170-1-45	
H-3	Stop Ring E3	2	048030-3-42		H-33	Collar	1	154594-0-00	
H-4	Nylon Connector 12P	1			H-34	Spring	1	154595-0-01	
H-5	Connector 3	1			H-35	Screw 6.35	1	100251-0-01	
H-6	Tension Release Wire Presser (D)	1	149133-1-01		H-36	Slide Block (C) Assembly	1	154590-0-01	
H-7	Screw 3.57 x 6	1	001670-6-12		H-37	Lever Assembly	1	154582-0-01	
H-8	Shaft	1	154580-0-01		H-38	Nut 4.37	1	105234-0-01	
H-9	Screw 4.37	1	151607-0-01		H-39	Lever Stud	1	154593-0-01	
H-10	Screw 6.35	2	014771-0-22		H-40	Stop Ring E6	1	048060-3-42	
H-11	Washer 5.3	2	154567-0-00		H-41	Washer	1	110367-0-01	
H-12	Thread Trimmer Clutch	1	154566-0-01		H-42	Rubber Stopper	1	154596-0-00	
H-13	Shaft Bushing	1	154581-0-01		H-43	Screw 4.37 x 6	1	014680-6-22	
H-14	Screw 4.76 x 14	1	009711-4-12		H-44	Solenoid Lever	1	154600-0-01	
H-15	Trimming Lever Spring	1	156623-0-01		H-45	Cushion	1	154599-0-00	
H-16	Lever Stopper	1	156622-0-00		H-46	Nut 4.76	2	110161-0-03	
H-17	Thread Trimming Lever	1	156621-0-01		H-47	Screw 6.35	1	110201-0-01	
H-18	Fixed Knife	1	154568-0-01		H-48	Stud Screw 6.35	1	155558-0-01	
H-19	Screw 3.57	1	108960-0-02		H-49	Washer	1	155559-0-01	
H-20	Lower Thread Finger	1	154569-0-01		H-50	Tension Release Lever	1	154601-0-01	
H-21	Washer	1	100645-0-03		H-51	Thread Trimming Solenoid	1		
H-22	Screw 4.37 x 7	1	009680-7-12		H-52	Solenoid Bracket	1	154598-0-01	
H-23	Cap	1	155578-0-00		H-53	Supporter	1	140647-0-01	
H-24	Screw 3.57 x 7	1	013670-7-12		H-54	Screw 3.57 x 8	2	009670-8-12	
H-25	Thread Trimming Rod	1	154576-0-01		H-55	Screw 3.57 x 6	2	001670-6-12	
H-26	Stud Screw 4.37	2	151987-0-01		H-56	Tension Release Wire Presser (D)	1	154607-0-01	
H-27	Screw 4.37	2	148537-0-01		H-57	Tension Release Wire Holder (D)	1	154606-0-01	
H-28	Movable Knife	1	154575-0-01		H-58	Bushing	1	146080-0-00	
H-29	Movable Knife Holder	1	156619-0-01		H-59	Tension Release Wire Ring	1	157985-0-01	
H-30	Nut 4.37	1	102571-0-03						

J. Quick Back Switch Mechanism (-300)



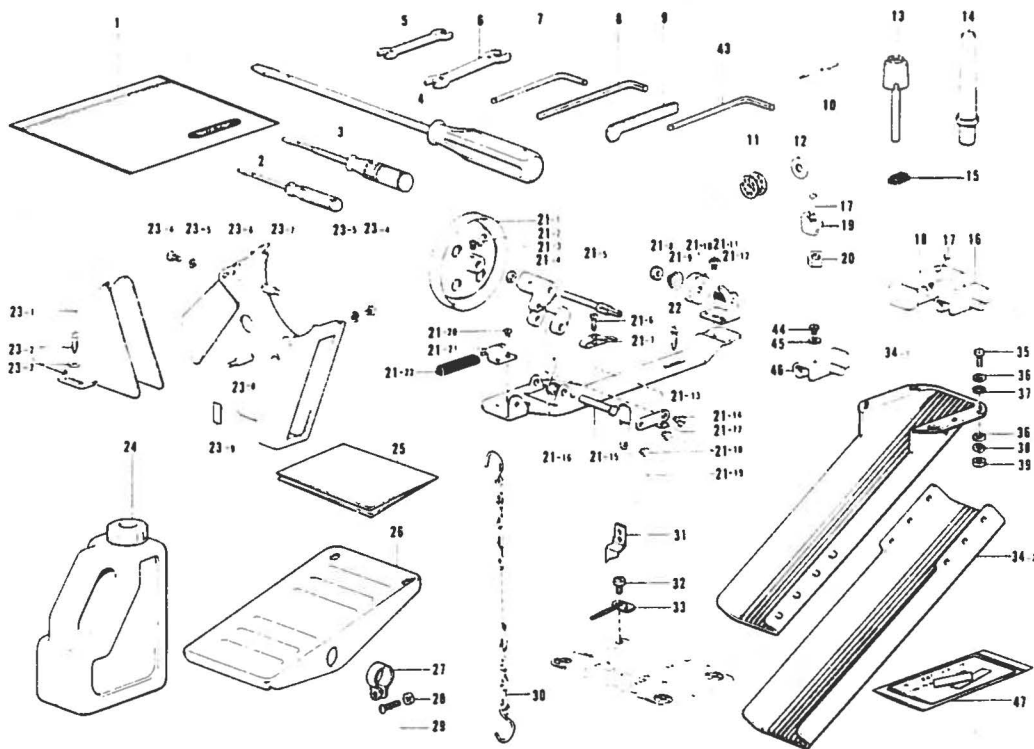
Ref. No	Name of Parts	Q'ty	Parts No.	Assembly No.	Ref. No	Name of Parts	Q'ty	Parts No.	Assembly No.
J- 1-1	Actuator	1	156479-0-00	J-1 Actuator Bar Assembly 158000-0-01	J-18-3	Stopper	1	154731-0-00	J-18 Reverse Solenoid Assembly
J- 1-2	Actuator Bar	1			J-18-4	Stop Ring E15	1	154730-0-01	
J- 2	Stop Ring E4	1	048040-3-42		J-18-5	Terminal Pin (Male)	2		
J- 3	Screw 2.38	2	146124-0-01		J-19	Screw 5 x 6	1	007500-6-02	
J- 4	Reverse Switch Case	1	156997-0-01		J-20	Solenoid Cover	1	146105-0-00	
J- 5	Nut 4.37	1	102571-0-03		J-21	Stop Ring E4	1	048040-3-42	
J- 6	Screw 4.37	1	121007-0-01		J-22	Washer	1	153138-0-01	
J- 7	Screw 3.57 x 6	2	009670-6-12		J-23	Pin	1	153245-0-01	
J- 8-1	Micro Switch	1	140643-0-00	J-R Reverse Switch Assembly	J-24	Screw 6.35 x 18	1	009781-8-12	
J- 8-2	Reverse Switch Cord	1			J-25	Reverse Solenoid Bracket	1	151333-0-01	
J- 8-3	Terminal Pin (Male)	2			J-26	Screw 5 x 8	3	007500-8-12	
J- 9	Bushing	1	146080-0-00		J-27	Screw 6.35 x 25	2	009782-5-12	
J-10	Screw 4.37 x 10	1	009681-0-12		J-28	Collar	2	151334-0-01	
J-11	Spring	1	157999-0-01		J-29	Screw 6.35 x 18	1	009781-8-12	
J-12	Actuator Pin	1	156998-0-01		J-30	Washer	1	149095-0-01	
J-13	Bolt 7.94	1	114748-0-01		J-31	Reverse Link Lever Assembly	1	151337-0-01	
J-15	Reverse Switch Base	1	158002-1-01		J-32	Solenoid Lever Stud	1	149094-0-01	
J-16	Screw 3.57 x 6	1	009670-6-12		J-33	Collar	1	149087-0-01	
J-17	Supporter	1	140647-0-01		J-34	Reverse Lever	1	151319-1-01	
J-18-1	Solenoid	1		J-18 Reverse Solenoid Assembly	J-35	Spring	1	151316-0-01	
J-18-2	Prunger	1			J-36	Reverse Lever Shaft	1	151313-0-01	

K. Synchronizer (-300)



Ref. No	Name of Parts	Q'ty	Parts No	Assembly No	Ref. No	Name of Parts	Q'ty	Parts No	Assembly No
K-1-1	Magnet Stand Assembly	1		K-1 Synchronizer =8	K-1-14	Magnet Stand	1	219557-0-00	K-1 Synchronizer =8
K-1-2	Screw 3 x 6D	1	215083-0-01		K-1-15	Magnet 12 x 18.7 x 6	1	219558-0-00	
K-1-3	Washer 3	1	025030-3-35		K-1-16	Presser Plate	1	219559-0-00	
K-1-4	Bearing 6201VV	1			K-1-17	Screw 6 x 25D	1	221421-0-01	
K-1-5	Hole IC Holder =3	1			K-1-18	Synchronizer Cover =3	1		
K-1-6	Adjusting Plate	3	219696-0-00		K-1-19	Level	1		
K-1-7	Washer 3	2	025030-1-35		K-1-20	Washer 4	2	025040-3-35	
K-1-8	Screw 3 x 6D	2	215083-0-01		K-1-21	Screw 4 x 10D	2	215080-0-01	
K-1-9	Hole IC Cord =4	1	222380-0-01		K-2	Screw 4.76 x 14	2	009711-4-12	
K-1-10	Washer 4	2	025040-1-35		K-3	Synchronizer Holder Bar	1	151438-0-01	
K-1-11	Screw 4 x 10D	2	215080-0-01		K-4	Holder	1	151437-0-01	
K-1-12	Washer 4	3	025040-3-35		K-5	Screw 3.57 x 6	1	009670-6-12	
K-1-13	Screw 4 x 12D	3	217093-0-01		K-6	Shp Ring Support	1		

Z. Accessories (Part 1)



Ref. No.	Name of Parts	Q'ty	Parts No.	Assembly No.	Ref. No.	Name of Parts	Q'ty	Parts No.	Assembly No.
Z-1	Vinyl Bag	1	122991-0-01		Z-21-19	Bobbin Presser Arm Bracket	1		Z-21
Z-2	Screw Driver 1.9 x 52	1	142443-0-01		Z-21-20	Screw 3.57 x 3.5	1	009679-3-12	Bobbin Winder Assembly 117963-0-01
Z-3	Screw Driver 3.4 x 70	1	118837-0-01		Z-21-21	Bobbin Winder Wheel Stopper Holder	1		
Z-4	Screw Driver 5.5 x 190	1	101572-1-01		Z-21-22	Bobbin Winder Wheel Stopper	1	100662-0-01	
Z-5	Spanner 6 x 7	1	107779-0-01		Z-22	Screw 5.5 x 20	2	100666-0-02	
Z-6	Spanner 8 x 9	1	100887-0-01		Z-23-1	Belt Cover D	1		
Z-7	Spanner 2	1	146049-0-01		Z-23-2	Screw 5.5 x 20	2	100666-0-02	
Z-8	Spanner 5	1	156328-0-01		Z-23-3	Washer 5.56	2	025750-1-32	
Z-9	L Screw Driver	1	156309-0-01		Z-23-4	Screw 4.37 x 8	2	009680-8-12	Z-23
Z-10	Needle DB x 1 #11	4	100265-0-31		Z-23-5	Spring Washer 2-4.37	2	028680-2-42	Belt Cover Assembly 147899-0-11
Z-11	Bobbin	4	117132-0-01		Z-23-6	Belt Cover UE	1		
Z-12	Bobbin Case Sheet	2			Z-23-7	Stud (B)	1	147856-0-01	
Z-13	Knee Lifter Complying Bar	1	145573-0-00		Z-23-8	Stud (A)	1	147854-0-01	
Z-14	Head Rest	1	100477-0-01		Z-23-9	Cushion 7 x 12	1		
Z-15	Magnet	2	112525-0-00		Z-24	Oil Tank	1	154702-0-01	
Z-16	Hinge	2	143882-0-01		Z-25	Table Sheet	1		
Z-17	Nail	8	109714-0-00		Z-26	Treadle Pedal	1		
Z-18	Rubber Hinge	2	143910-0-01		Z-27	Pedal Stopper	2		
Z-19	Head Cushion	4	146003-1-01		Z-28	Nut 4	2		
Z-20	Oil Pan Cushion	4	146004-0-01		Z-29	Screw 4 x 14	2		
Z-21-1	Bobbin Winder Wheel Assembly	1			Z-30	Chain Assembly	1		
Z-21-2	Screw 4.37 x 5	1	100366-0-02		Z-31	Upper Cutter	1	156283-0-01	
Z-21-3	Washer	2			Z-32	Screw 4.37 x 7	1	009680-7-12	
Z-21-4	Bobbin Winder Wheel Shaft Bushing	1			Z-33	Material Guide (Upper)	1	156310-0-01	
Z-21-5	Bobbin Winder Shaft	1	117970-0-01		Z-34-1	Duster Shoot (L)	1	148431-1-01	Z-34
Z-21-6	Screw 3.18	1	100657-0-01		Z-34-2	Duster Shoot (S)	1	148432-0-01	Duster Shoot Assembly 183161-1-01
Z-21-7	Bobbin Presser	1	100656-0-01		Z-35	Screw 4.37 x 14	4	009681-4-12	
Z-21-8	Nut	1			Z-36	Washer 4.37	8	025680-2-32	
Z-21-9	Tension Spring	1	100401-0-01		Z-37	Packing	4	113691-0-01	
Z-21-10	Tension Disc	2	145446-0-01		Z-38	Spring Washer 2-4.37	4	028680-2-42	
Z-21-11	Screw 4.37	1		Z-21 Bobbin Winder Assembly 117963-0-01	Z-39	Nut 4.37	4	021680-2-02	
Z-21-12	Bobbin Winder Wheel Guide Bracket Assembly	1			Z-43	Spanner 3	1		
Z-21-13	Bobbin Winder Wheel Bracket	1			Z-44	Screw	1		
Z-21-14	Stud Screw 3.18	1	100659-0-01		Z-45	Washer 4.37	1		
Z-21-15	Pin	1			Z-46	Hinge (L)	1		
Z-21-16	Spring	1	117969-0-01		Z-47	Material Guide Tape Assembly	1	183215-0-01	
Z-21-17	Bobbin Presser Arm	1							
Z-21-18	Pin	2							

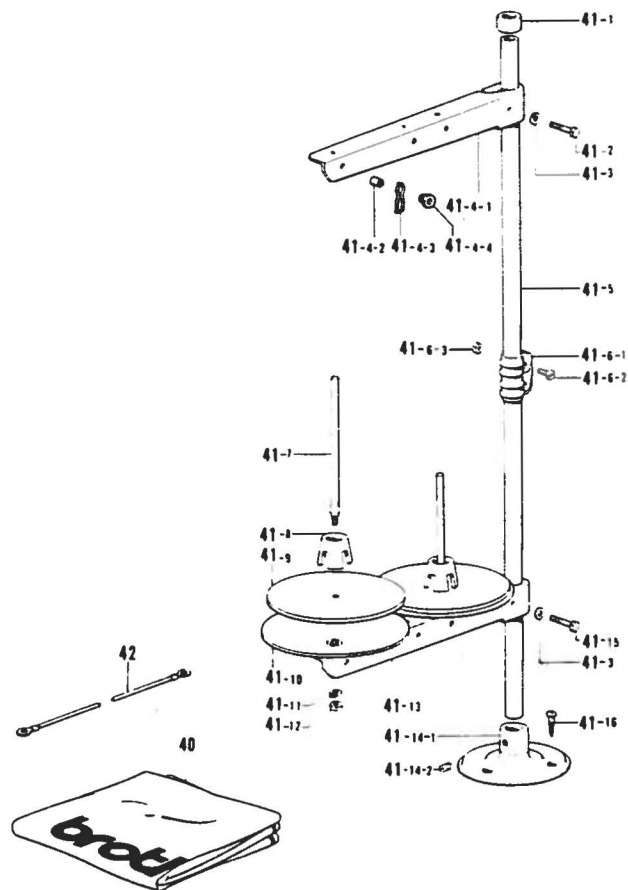
*The details of included accessories are subject to change.

*Änderungen in der Aufstellung der mitgelieferten Zubehör sind vorbehalten.

*Les détails des accessoires inclus sont sujets à des changements.

*Los detalles de los accesorios incluidos pueden variar.

Z. Accessories (Part 2)



Ref. No.	Name of Parts	Qty.	Parts No.	Assembly No.	Ref. No.	Name of Parts	Qty.	Parts No.	Assembly No.
Z-40	Head Cover	1	144222-0-01		Z-41-8	Spool Cushion	2	126863-0-00	
Z-41-1	Cap	1		Z-41	Z-41-9	Spool Mat	2	150182-0-00	
Z-41-2	Bolt 5 x 28	1	017502-8-03	Cotton Stand Assembly	Z-41-10	Spool Stand Base	2	150180-0-00	Z-41
Z-41-3	Washer 5	2	025050-2-33	150150-0-03	Z-41-11	Spring Washer 2-5	2	028050-2-43	Cotton Stand Assembly
Z-41-4-1	Spool Holder 2	1	150178-0-01	Z-41-4	Z-41-12	Nut 5	2	021500-1-03	150150-0-03
Z-41-4-2	Thread Bushing	2	142990-0-01	Thread Hanger Assembly 2	Z-41-13	Spool Holder 2	1	150178-0-01	
Z-41-4-3	Thread Guide Spring	2	150184-0-01	150192-0-03	Z-41-14-1	Cotton Stand Base	1	150189-0-01	Z-41-14
Z-41-4-4	Thread Hanger	2			Z-41-14-2	Screw 6 x 7	2	150181-1-01	Cotton Stand Base Assembly
Z-41-5	Pipe	2	150172-0-01		Z-41-15	Bolt 5 x 28	1	017502-8-03	150139-0-01
Z-41-6-1	Join*	1		Z-41-6	Z-41-16	Screw 4.5 x 22	3	031452-2-03	
Z-41-6-2	Screw 5 x 14	2	150202-0-01	Joint for Cotton Stand	Z-42	Earth Wire	1		
Z-41-6-3	Nut 5	2	021500-1-03	150106-0-01					
Z-41-7	Spool Shaft (B)	2	150179-0-01						

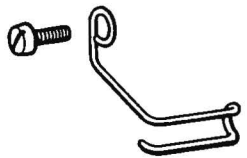
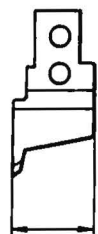
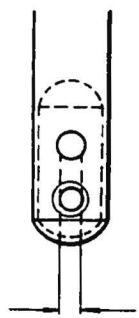

*The details of included accessories are subject to change.

*Änderungen in der Aufstellung der mitgelieferten Zubehöre sind vorbehalten.





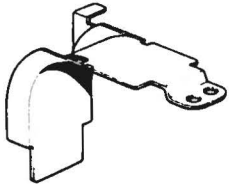



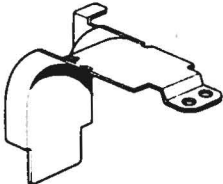



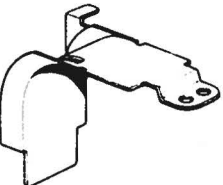


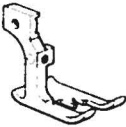
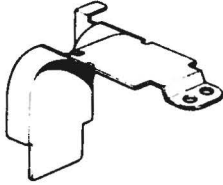
*Les détails des accessoires inclus sont sujets à des changements.







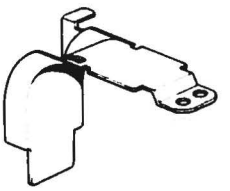
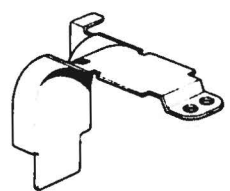




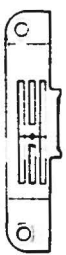





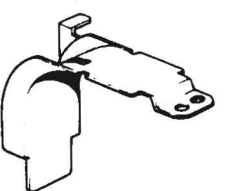
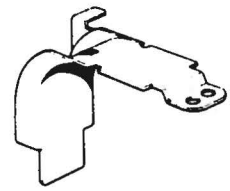




*Los detalles de los accesorios incluidos pueden variar.

a. Option Parts

Ref. No.	Name of Parts		Parts No.	
a-1		Screw 3.57 X 10	009671-0-12	
a-2		Finger Guard	156313-0-00	
a-3		Upper Cutter	12 mm (for Standard)	156283-0-01
		Upper Cutter (W)	15 mm	156284-0-01
a-4		Needle Bar	$\phi 1.62$ (for Needle DB)	156218-0-01
		Needle Bar	$\phi 2.02$ (for Needle DP and Needle DB over #19)	156219-0-01
a-5		Needle DB X 1 #11 ($\phi 1.62$)	100265-0-31	
		Needle DB X 1 #14 ($\phi 1.62$)	100265-0-34	
		Needle DP X 1 #11 ($\phi 2.00$)	107415-0-11	
		Needle DP X 1 #14 ($\phi 2.00$)	107415-0-14	

b ~ f. Option Parts (Gauge Parts)

b, Needle Plate	c, Feed Dog	d, Presser Foot Assembly e, Upper Feed Dog		Material Guide	
		For Stretching	For Shirring	For F Cutter	For E Cutter
<p>3/32 inch</p>  <p>2.5mm</p> <p>b-1 156221-0-01</p>	 <p>c-1 156247-0-01</p>	 <p>2.1mm</p>	 <p>2.2mm</p>	 <p>f-1 156297-0-01</p>	
<p>1/8 inch</p>  <p>3.2mm</p> <p>b-2 156222-0-01</p>		 <p>d-1 156231-0-01</p>	 <p>d-5 156229-0-01</p>	 <p>f-5 156324-0-01</p>	
<p>5/32 inch</p>  <p>4mm</p> <p>b-3 156223-0-01</p>		 <p>e-1 151383-0-01</p>	 <p>e-2 151388-0-01</p>	 <p>f-2 156298-0-01</p>	
<p>3/16 inch</p>  <p>4.8mm</p> <p>b-4 156224-0-01</p>		 <p>d-2 156234-0-01</p>	 <p>d-6 156238-0-01</p>	 <p>f-6 156325-0-01</p>	

b, Needle Plate	c, Feed Dog	d, Presser Foot Assembly e, Upper Feed Dog		Material Guide	
		For Stretching	For Shirring	For F Cutter	For E Cutter
<p>1/4 inch</p>  <p>6.4mm</p> <p>b-5 156225-0-01</p>	 <p>c-2 156248-0-01</p>	 <p>d-3 156236-0-01</p>  <p>e-1 151383-0-01</p>	 <p>d-7 151281-0-01</p>  <p>e-4 151384-0-01</p>	 <p>f-3 156299-0-01</p>	 <p>f-7 156326-0-01</p>
		 <p>d-8 153575-0-01</p>  <p>e-5 153581-0-01</p>	 <p>d-9 156239-0-01</p>  <p>e-3 151387-0-01</p>		
<p>3/8 inch</p>  <p>9.5mm</p> <p>b-6 156226-0-01</p>	 <p>c-2 156248-0-01</p>	 <p>d-4 151277-0-01</p>  <p>e-1 151383-0-01</p>	 <p>d-10 151286-0-01</p>  <p>e-4 151384-0-01</p>	 <p>f-4 156300-0-01</p>	 <p>f-8 156327-0-01</p>
		 <p>d-11 151288-0-01</p>  <p>e-6 151385-0-01</p>	 <p>d-12 151292-1-01</p>  <p>e-3 151387-0-01</p>		

DIFFERENT PARTS LIST

Ref. No.	Name of Parts	Sub-class	Standard	Thread Trimmer	
				EFKA Motor	BROTHER Motor
A-12	Thread Retainer		114931-0-01		
A-16	Pre-Tension Assembly		144502-0-01		
A-44	Pre-Tension Assembly (A)			183124-0-01	
A-45	Thread Guide			154563-0-01	
A-46	Screw 4.37 X 6			009680-6-12	
A-47	Washer 4.37			025680-2-32	
A-48	Thread Guide Plate			146055-0-01	
B-35	Pulley		115244-0-01	148823-0-01	
B-36	Screw 8.73		148900-0-01		
B-50	Bobbin Case Assembly		100369-0-01	148350-1-01	
B-50- 5	Bobbin Presser Spring			148967-1-01	
B-51	Bobbin Case Sheet		140356-0-01		
B-55	Rotary Hook Assembly		116780-0-01	153131-0-01	
C-14	Spring		145643-0-01	118753-0-01	
C-18	Spring		151315-0-01		
C-19	Collar		151317-0-01		
C-20	Washer 6		025060-3-32		
C-21	Screw 6.35 X 18		009781-8-12		
C-23	Reverse Lever		151318-1-01		
C-24	Screw 4.76 X 14		009711-4-12		
C-25	Reverse Lever Shaft		151312-0-01		
E-18	Washer		151439-0-01		
E-19	Presser Bar Lifter Lever		145473-0-01		
E-21	Pin		145526-0-01	145691-0-01	
E-28	Washer			153138-0-01	
E-29	Tension Release Plate			151270-0-01	
E-30	Washer			109763-0-02	
E-31	Presser Bar Lifter Lever			145580-0-01	
E-33	Spring			145475-1-01	
H- 4	Nylon Connector 12P				153969-0-00
H- 5	Connector 3				153970-0-01
H-51	Thread Trimming Solenoid			156626-0-01	154597-0-01

Ref. No.	Sub-class Name of Parts	Standard	Thread Trimmer	
			EFKA Motor	BROTHER Motor
J- 8	Switch Assembly		151185-0-01	154206-0-00
J- 8- 3	Terminal Pin			143549-0-00
J-18	Reverse Solenoid Assembly		154734-0-01	154732-0-01
J-18- 5	Terminal Pin			143549-0-00
K- 1	Synchronizer #8			222379-0-01
K- 6	Slip Ring Support		148825-0-01	
K-12	Bobbin Case Sheet	140356-0-01		
Z-25	Table Sheet	144615-0-01		
Z-26	Treadle Pedal	147893-0-02		
Z-27	Pedal Stopper	116016-0-01		
Z-28	Nut 4	021400-1-06		
Z-29	Screw 4 X 14	001401-4-06		
Z-30	Chain Assembly	149247-0-01		
Z-42	Earth Wire		145946-0-01	
Z-43	Spanner 3		142721-0-01	
Z-44	Screw 4.37 X 6		009680-6-12	
Z-45	Washer 4.37		025680-2-32	
Z-46	Hinge E		145945-0-01	

Ref. No.	Sub-class Name of Parts	Standard	Thread Trimmer
A- 8	Oil Cap	3 Q'ty	2 Q'ty
A-13	Oil Cap	2	1
A-20	Stop Ring E4	1	
A-32	Stop Ring E4		2
Z-16	Hinge	2	1

INDEX

Parts No.	Ref. No.	Remark	Parts No.	Ref. No.	Remark	Parts No.	Ref. No.	Remark	Parts No.	Ref. No.	Remark	
001401-4-06	Z-29		017762-0-13	E-27- 2		100315-0-02	D-62- 6		108802-0-01	D-12		
001670-6-12	H- 7		018761-8-22	G-20		100328-0-01	C-15			F-12		
	H-55			G-51		100366-0-01	D-19			G-68		
003761-2-12	D-63		021400-1-06	Z-28		100366-0-02	Z-21- 2		108809-0-01	D-23		
007500-6-02	J-19		021500-1-03	Z-41- 6- 3		100367-0-01	B-53		108960-0-02	H-19		
007500-8-12	J-26			Z-41-12		100369-0-01	B-50		109151-1-01	C-17- 1		
009630-4-12	G-12		021660-1-02	A-40		100374-0-01	B-50- 2		109153-0-01	C-45		
009669-4-14	G-48- 6		021670-1-02	D-54- 6		100398-0-01	A-36- 5		109173-0-01	B-47		
009670-5-12	F- 3		021680-2-02	Z-39		100401-0-01	Z-21- 9		109203-0-01	D-69		
009670-5-13	F- 7		025030-1-35	K- 1- 7		100402-0-04	A-36- 1			G-55		
			025030-3-35	K- 1- 3		100463-0-01	E-27- 4			109405-0-01	C-64	
009670-6-12	B-13		025040-1-35	K- 1-10		100477-0-01	Z-14			F- 4- 2		
	C-12		025040-3-35	K- 1-12		100511-0-03	C-22			109714-0-00	Z-17	
	J- 7			K- 1-20		100573-0-01	B- 4			109763-0-02	E-30	
	J-16		025050-2-33	Z-41- 3		100645-0-03	H-21			110087-0-01	E-27- 6	
	K- 5		025060-3-32	C-20		100656-0-01	Z-21- 7			110161-0-03	H-46	
			025100-1-30	C-29		100657-0-01	Z-21- 6			110201-0-01	H-47	
009670-8-12	A- 2		025680-2-32	A-47		100659-0-01	Z-21-14			B-20		
	A-17			Z-36		100662-0-01	Z-21-22			H-41		
	E- 2			Z-45		100666-0-02	Z-22			110558-0-01	D-74	
	F-24- 9		025750-1-32	Z-23- 3			Z-23- 2			110562-0-01	D-20- 2	
	H-54		028050-2-43	Z-41-11		100887-0-01	Z- 6				D-39- 3	
009671-0-12	E- 6- 1		028350-2-42	D-58		101482-0-01	C- 3		110563-0-01	D-39- 2		
009679-3-12	C-83			E- 3		101487-0-00	B-34		111194-0-01	G-43		
	Z-21-20		028680-2-42	Z-23- 5		101572-1-01	Z- 4		111863-0-01	B- 8		
009680-5-12	D-61- 3			Z-38		101706-0-01	B-59- 2		111865-0-01	C-57		
	D-70- 1		031452-2-03	Z-41-16			B-66- 1			D- 1		
009680-6-12	A-46		048030-3-42	D-56- 3			C-73- 2		112467-0-02	G-52		
	Z-44			H- 3			C-74- 2			F-24- 1		
009680-7-12	A- 9		048040-3-42	C-37- 8			G-47		112525-0-00	Z-15		
	F-27			E-20		101706-0-03	G-40		113050-0-01	G- 5		
	H-22			E-32			G-54		113691-0-01	Z-37		
	Z-32			J- 2		102571-0-03	H-30		113782-0-00	C-68		
009680-8-12	Z-23- 4			J-21			J- 5	113956-0-01	D-62- 8			
009681-0-12	A-15		048060-3-42	G-46		102630-0-01	B-12		114294-0-01	A-36- 3		
	J-10			H-40		102716-0-04	A-16- 5		114561-0-01	B-41- 2		
009681-2-12	B-54		048090-3-42	D-76		103950-0-03	A-34		114748-0-01	J-13		
	C-61		048150-1-42	C-51		104449-0-01	A- 8		114931-0-01	A-12		
	C-76			C-82			F- 1		114966-0-01	E-27- 7		
	D-53		048170-1-45	H-32		104450-0-01	A- 3		114967-0-01	E-27- 5		
009681-4-12	Z-35		081003-0-70	E-16		104451-0-01	A-21	115244-0-01	B-35			
009681-6-12	C-79- 2		081007-0-70	F-28- 3		104464-0-01	B-24	116016-0-01	Z-27			
009711-2-12	C-71		081008-0-70	G-66		104520-0-00	B-61	116112-0-01	A-37			
009711-4-12	C-24		081014-6-70	F-16		104547-0-01	F-17		116780-0-01	B-55		
	H-14		100022-0-04	F-28-11		104564-0-01	C-26		116794-0-01	F-22		
	K- 2		100022-0-05	D-32		104566-0-01	C-66		117007-0-01	C-85		
009751-6-12	D- 2		100058-0-04	D-62-11		104619-0-02	E-27- 3		117132-0-01	B-52		
	D-14			D-68		104821-0-01	A-30			Z-11		
	D-21		100080-0-03	C-62		104829-1-01	A-42		117242-0-01	B- 7		
	D-40		100134-0-01	A-36- 7		104830-1-01	A-41		117243-0-01	B- 5		
	G-22		100136-0-01	A-36- 9		104832-0-01	A-20		117671-0-02	G-53		
	G-60		100242-0-03	G- 4		104885-0-01	F-28-12		117936-0-01	A-31		
	C-21			G- 1		105095-0-01	D-62-12		117963-0-01	Z-21		
009781-8-12	D-29		100251-0-01	B-23		105130-0-01	G-64		117969-0-01	Z-21-16		
	J-24			B-29- 2		105234-0-01	H-38		117970-0-01	Z-21- 5		
	J-29			B-30- 2		106147-0-02	E-12		118257-0-01	G-32		
009782-5-12	J-27			B-30- 4		107149-0-01	B-17	118672-0-01	A-26			
013670-7-12	H-24			B-62- 2			B-18		118729-0-01	C-37- 3		
				B-62- 3		107155-0-01	B-63		118732-0-01	C-37- 6		
013760-6-10	B-27			C-30- 1			D-55		118733-0-01	C-37- 7		
	B-39			D-28- 2			G-13		118734-0-01	C-41		
	D-72			G-34		107407-0-03	G- 6		118735-0-01	C-43		
	G-56			H-35		107415-0-11	a- 5		118736-0-01	C-40		
013761-4-10	B-64		100257-0-10	F-19		107415-0-14	a- 5	118737-0-01	C-37- 2			
013761-6-12	D-31		100260-0-01	B- 6		107779-0-01	Z- 5	118740-0-01	C-38			
014680-6-22	G-15- 3		100265-0-31	B- 1		108520-0-01	A-23		118748-0-01	C-28		
	H-43			Z-10		108549-0-01	C-17- 2		118753-0-01	C-14		
014771-0-22	H-10			a- 5		108749-0-01	C-35	118758-0-01	C- 2			
017502-8-03	Z-41- 2		100265-0-34	a- 5			D-66		118759-0-01	B-66		
	Z-41-15		100289-0-03	G-67- 2		108801-0-01	D- 8		118762-0-00	B-58		

Parts No.	Ref. No.	Remark	Parts No.	Ref. No.	Remark	Parts No.	Ref. No.	Remark	Parts No.	Ref. No.	Remark
118768-0-01	F- 9		145446-0-01	A-36- 6		148823-0-01	B-35		151332-0-01	C-13	
118824-1-01	C-30			Z-21-10		148825-0-01	K- 6		151333-0-01	J-25	
118837-0-01	Z- 3		145459-1-01	B-25		148847-0-01	G- 7		151334-0-01	J-28	
120023-0-01	D-75		145461-1-01	B-32		148848-0-01	F-24- 5		151337-0-01	J-31	
120263-0-02	D-36		145465-0-01	B- 9- 6		148849-0-01	F-24- 6		151348-0-01	D-34	
120305-0-01	D-62- 7		145472-0-01	E- 4		148900-0-01	B-36		151350-0-01	D-35	
120311-0-02	A- 7		145473-0-01	E-19		148965-0-00	B-22		151351-0-01	D-33	
120990-0-01	C-56		145475-1-01	E-33		148967-1-01	B-50- 5		151353-0-01	D-30	
121007-0-01	B-60		145476-0-01	E-23		149087-0-01	J-33		151354-0-01	D-25	
	J- 6		145478-0-01	E-22		149094-0-01	J-32		151359-0-01	D-26	
122771-0-02	B-41- 1		145479-0-01	E-25		149095-0-01	J-30		151360-0-01	D-20	
122991-0-01	Z- 1		145480-0-01	E-24		149133-1-01	H- 6		151361-0-01	D-20- 5	
126863-0-00	Z-41- 8		145481-0-01	E-26		149247-0-01	Z-30			D-39- 4	
140004-0-01	B- 9- 8		145492-0-01	C- 9		149578-0-00	F-28- 6		151362-0-01	D-20- 4	
140092-0-01	D-18		145502-0-01	C-16		150106-0-01	Z-41- 6		151364-0-01	D-54- 3	
140356-0-01	B-51		145512-0-01	C-79		150139-0-01	Z-41-14		151366-0-01	D-15	
	Z-12		145516-0-01	B-40		150150-0-03	Z-41		151367-0-01	D-22	
140378-0-01	B-30		145519-0-01	A-36- 4		150172-0-01	Z-41- 5		151368-0-00	D-17	
140381-0-01	B-62		145520-0-01	A-36- 8		150178-0-01	Z-41- 4- 1		151369-0-01	D-13	
140407-0-01	E- 7		145522-0-01	A-32			Z-41-13		151370-0-01	D-49	
140480-0-01	F-28- 5		145524-0-01	A-39		150179-0-01	Z-41- 7		151372-0-01	D-50	
140503-0-01	E-27- 8		145526-0-01	E-21		150180-0-00	Z-41-10		151373-0-02	D-54	
140518-0-01	F-28- 2		145529-0-00	F-15		150181-1-01	Z-41-14- 2		151375-0-00	D-54- 5	
140553-1-02	B- 3		145534-0-01	F-23		150182-0-00	Z-41- 9		151376-0-01	D-54- 4	
140643-0-00	J- 8- 1		145538-0-01	C-84		150184-0-01	Z-41- 4- 3		151377-2-01	D-56	
140647-0-01	H-53		145543-0-01	F- 5		150189-0-01	Z-41-14- 1		151381-0-01	D-56- 7	
	J-17		145573-0-00	Z-13		150192-0-03	Z-41- 4		151382-0-01	D-56- 4	
140704-0-01	A-27		145580-0-01	E-31		150202-0-01	Z-41- 6- 2		151383-0-01	D-57	
140726-0-00	B-28		145624-0-00	B-19		150342-0-01	C-58			e- 1	
140885-0-04	A-10		145643-0-01	C-14		150551-0-00	A-35		151384-0-01	e- 4	
141189-0-01	C-65		145688-0-00	B-14		151074-0-01	F-18		151385-0-01	e- 6	
141207-0-01	E-11		145691-0-01	E-21		151185-0-01	J- 8		151387-0-01	e- 3	
141208-0-01	F- 9		145737-0-01	F- 6		151257-0-02	A-18		151388-0-01	e- 2	
141331-0-01	D-61- 2		145751-0-01	B-48		151258-0-02	A-14		151390-0-01	D-46	
	D-70- 2		145945-0-01	Z-46		151267-0-01	B-42		151391-0-01	D-47	
	G-62- 1		145946-0-01	Z-42			B-46		151393-1-01	D-51	
141728-0-01	F- 8		146003-1-01	Z-19		151268-0-01	E- 5		151395-0-01	D- 4	
142443-0-01	Z- 2		146004-0-01	Z-20		151269-0-01	E-13		151396-0-01	D- 6	
142628-0-01	D- 9		146036-1-01	F-28- 8		151270-0-01	E-29			G-19	
142708-0-00	B-38		146037-0-01	F-28-10		151274-0-01	E-17		151397-1-01	D- 3	
142709-0-00	B-65		146038-0-01	F-28- 7		151275-0-01	E-15		151398-0-01	D- 7	
142721-0-01	Z-43		146039-0-01	E-27- 1		151276-0-01	E-14		151399-0-00	D-11	
142746-0-01	D-62- 2		146040-0-01	F-28- 1		151277-0-01	d- 4		151400-0-01	D-39	
142746-0-02	C-17- 5		146049-0-01	Z- 7		151281-0-01	d- 7				
	D-62-14		146055-0-01	A-48		151286-0-01	d-10		151405-0-01	D-71	
142747-0-01	D-62- 1		146064-0-00	C-67		151288-0-01	d-11		151406-0-01	D-73	
142747-0-02	C-17- 6		146080-0-00	H-58		151292-1-01	d-12		151407-0-01	D-65	
	D-62-13			J- 9		151301-0-01	C- 5		151409-0-01	D-67	
142990-0-01	Z-41- 4- 2		146105-0-00	J-20		151303-0-01	C-37		151412-0-02	D-62	
143549-0-00	J- 8- 3		146124-0-01	J- 3		151304-0-01	C-10		151414-0-01	D-62- 5	
	J-18- 5		146196-0-01	F-25			C-37- 1		151415-0-01	D-62-10	
143652-0-00	G-36		146253-0-00	F-20		151305-0-01	C-37- 9		151416-0-01	D-62-15	
143882-0-01	Z-16		146288-0-01	D-48		151306-0-01	C-32		151417-0-01	D-62- 3	
143910-0-01	Z-18		146293-0-01	F-28- 9		151308-0-01	C-11		151418-0-01	D-77	
144075-0-01	D-59		146314-0-01	F-14			C-33		151419-0-00	F- 2	
144222-0-01	Z-40		146333-0-01	B-16			G-30		151420-0-00	F-10	
144502-0-01	A-16		146367-0-01	F-28-13			G-48- 4		151422-0-00	F-11	
144504-0-01	A-16- 3		147551-1-01	B- 9		151309-0-01	C-34		151424-0-01	D-24	
	A-44- 2		147697-0-01	G-15- 4		151310-0-01	C-36		151425-0-00	F-13	
144505-0-00	A-16- 4		147846-0-01	E-10		151311-0-01	C- 7		151429-0-01	F- 8	
144615-0-01	Z-25		147855-0-01	Z-23- 8		151312-0-01	C-25		151430-0-02	A- 6	
144712-0-01	C- 5- 2		147856-0-01	Z-23- 7		151313-0-01	J-36		151431-0-01	A- 5	
144741-0-01	A-36- 2		147893-0-02	Z-26		151314-0-00	C-27		151437-0-01	K- 4	
144869-0-01	F-24- 7		147899-0-11	Z-23		151315-0-01	C-18		151438-0-01	K- 3	
144872-0-01	F-26		148286-0-01	C-70		151316-0-01	J-35		151439-0-01	E-18	
144874-0-01	F-24- 8		148350-1-01	B-50		151317-0-01	C-19		151443-0-01	C-17	
144875-0-01	F-24- 3		148417-0-01	G-27		151318-1-01	C-23		151448-0-01	F- 4	
144876-0-01	F-24- 2		148431-1-01	Z-34- 1		151319-1-01	J-34		151449-0-01	D-70	
144878-0-01	F-24- 4		148432-0-01	Z-34- 2		151320-0-01	D-62- 4		151450-0-01	D-61	
145269-0-01	C- 4		148537-0-01	H-27		151321-0-01	C-17- 4		151601-0-02	C- 6	

Parts No.	Ref. No.	Remark	Parts No.	Ref. No.	Remark	Parts No.	Ref. No.	Remark	Parts No.	Ref. No.	Remark
151601-0-02	C-31		154603-0-01	H- 1		156277-0-01	G-15- 5		181916-0-01	B-29	
	C-37- 4		154606-0-01	H-57		156278-0-01	G-15- 1		181937-0-01	B-50- 3	
	C-39		154607-0-01	H-56		156279-0-01	G-15- 2		181938-0-01	B-50- 4	
	C-44		154702-0-01	Z-24		156280-0-01	G-14		181995-0-01	B-59	
	D- 5		154704-0-01	D-45		156282-0-01	G- 8		183005-0-01	D-37	
	G-18		154705-0-01	D-44		156283-0-01	G- 9		183006-0-01	D-38	
	G-29		154706-0-01	D-43			Z-31		183124-0-01	A-44	
	G-48- 2		154730-0-01	J-18- 4			a- 3		183161-1-01	Z-34	
	G-59		154731-0-00	J-18- 3		156284-0-01	a- 3		183168-0-01	C- 1	
151602-0-02	A-11		154732-0-01	J-18		156285-0-01	G-10		183169-0-01	G-67	
151603-0-02	B-56		154734-0-01	J-18		156286-0-01	G-11		183170-0-01	I-28	
151604-0-01	C- 1- 2		155510-0-01	A-44- 4		156287-0-01	G-48- 3		183215-0-01	Z-47	
	C- 4- 2		155558-0-01	H-48		156288-0-01	G-48- 1		215080-0-01	K- 1-11	
	C- 8		155559-0-01	H-49		156289-0-01	G-44			K- 1-21	
	C-42		155578-0-00	H-23		156291-0-01	G-28		215083-0-01	K- 1- 2	
	D-10		156215-0-01	A- 1		156292-0-01	G-26			K- 1- 8	
	D-16		156217-0-01	A-13		156293-0-01	G-25		217093-0-01	K- 1-13	
	D-27		156218-0-01	B-11		156294-0-01	G-31		219557-0-00	K- 1-14	
	D-37- 2			a- 4		156295-0-01	G-33		219558-0-00	K- 1-15	
	D-38- 2		156219-0-01	a- 4		156296-0-01	G-35		219559-0-00	K- 1-16	
	G-21		156220-0-01	B- 2		156297-0-01	G- 3		219696-0-00	K- 1- 6	
	G-63- 1		156221-0-01	b- 1			f- 1		221421-0-01	K- 1-17	
151605-0-02	B-15		156222-0-01	B-43		156298-0-01	f- 2		222379-0-01	K- 1	
151607-0-01	D-64			b- 2		156299-0-01	f- 3		222380-0-01	K- 1- 9	
	H- 9		156223-0-01	b- 3		156300-0-01	f- 4				
151626-0-01	D-54- 2		156224-0-01	b- 4		156301-0-01	G- 2				
151987-0-01	H-26		156225-0-01	b- 5		156302-0-01	G-42				
153060-0-01	D-20- 3		156226-0-01	b- 6		156304-0-01	B-49				
153110-0-01	D-54- 7		156227-0-01	B-44		156305-0-00	B-57				
153113-0-01	D-52		156228-0-01	G-63		156306-0-00	G-49				
	G-45		156229-0-01	d- 5		156307-0-00	A- 4				
153131-0-01	B-55		156231-0-01	E- 1		156308-0-01	F-28- 4				
153132-0-00	A-22			d- 1		156309-0-01	Z- 9				
153138-0-01	E-28		156234-0-01	d- 2		156310-0-01	Z-33				
	J-22		156236-0-01	d- 3		156312-0-01	G-48 5				
153168-0-01	C-17- 3		156238-0-01	d- 6		156313-0-00	a- 2				
153169-0-01	D-60		156239-0-01	d- 9		156324-0-01	f- 5				
153245-0-01	J-23		156240-0-01	C-69		156325-0-01	f- 6				
153483-0-01	A-38		156241-0-01	C-53		156326-0-01	f- 7				
153575-0-01	d- 8			C-80		156327-0-01	f- 8				
153581-0-01	e- 5		156242-0-01	C-72		156328-0-01	Z- 8				
153969-0-00	H- 4			C-75		156479-0-00	J- 1- 1				
153970-0-01	H- 5		156243-0-01	C-52		156571-0-01	D-56- 6				
154206-0-00	J- 8			C-81		156619-0-01	H-29				
154349-0-01	B-45		156244-0-00	C-55		156620-0-00	H-31				
154555-0-01	F-21		156245-0-01	C-59		156621-0-01	H-17				
154559-0-01	A-44- 1		156246-0-01	C-54		156622-0-00	H-16				
154560-0-01	A-44- 3		156247-0-01	C-63		156623-0-01	H-15				
154563-0-01	A-45			e- 1		156626-0-01	H-51				
154566-0-01	H-12		156248-0-01	e- 2		156641-0-01	B-33				
154567-0-00	G-41		156249-0-01	C-78		156777-0-01	B-21				
	H-11		156250-0-01	C-77		156875-0-01	G-62				
154568-0-01	H-18		156254-0-01	G-62- 2		156997-0-01	J- 4				
154569-0-01	H-20		156256-0-01	G- 50		156998-0-01	J-12				
154575-0-01	H-28		156258-0-01	G-48- 9		157985-0-01	H-59				
154576-0-01	H-25		156259-0-01	G-48- 5 1		157999-0-01	J-11				
154580-0-01	H- 8		156260-0-01	G-65		158000-0-01	J- 1				
154581-0-01	H-13		156262-0-01	G-58		158002-1-01	J-15				
154582-0-01	H-37		156263-0-01	G-48- 7		158007-0-01	G-48				
154590-0-01	H-36		156264-0-01	G-61		158722-0-01	C-60				
154593-0-01	H-39		156265-0-01	G-48- 8		158727-0-01	B-10				
154594-0-00	H-33		156266-0-01	G-69		159351-0-01	G-37				
154595-0-01	H-34		156267-0-01	G-70		180018-0-01	B-41				
154596-0-00	H-42		156268-0-01	G-57		180321-0-01	C-73				
154597-0-01	H-51		156269-0-01	G-23			C-74				
154598-0-01	H-52		156270-0-01	G-24			D-28				
154599-0-00	H-45		156271-0-01	G-16		180952-0-01	E- 6				
154600-0-01	H-44		156273-0-01	G-16- 1		181427-0-01	E-27				
154601-0-01	H-50		156274-0-01	G-17		181476-1-01	F-24				
154602-0-01	H- 2		156275-0-01	G-15		181634-0-01	A-36				

brother[®]

117-795
195795-1-02
April, 1982